



IADC ISP Program 2024

SUMMARY OF
OCCUPATIONAL INCIDENTS

Issued 5 February 2025

CENTRAL AMERICA & CARIBBEAN Land Totals

IADC ISP Program 2024: Summary of Occupational Incidents (Central America & Caribbean Land Totals)

TABLE OF CONTENTS

ISP 2024 Central America & Caribbean Land Totals (Table 1) 2
 Central America & Caribbean Land Total Incidence Rates vs Man-hours (Figure 1) 2
IADC 2024 Central America & Caribbean Land Charts 3
 Central America & Caribbean Land Total Recordable Incidents by Month (Chart 1) 3
 Central America & Caribbean Land Total Recordable Incidents by Occupation (Chart 2) . . . 3
 Central America & Caribbean Land Total Recordable Incidents by Incident Type (Chart 4) . 4
 Central America & Caribbean Land Total Recordable Incidents by Body Part (Chart 3) . . . 4
 Central America & Caribbean Land Total Recordable Incidents by Equipment (Chart 5) . . . 5
 Central America & Caribbean Land Total Recordable Incidents by Operation (Chart 6) . . . 5
 Central America & Caribbean Land Total Recordable Incidents by Time in Service (Chart 8) 6
 Central America & Caribbean Land Total Recordable Incidents by Location (Chart 7) 6
 Central America & Caribbean Land Total Recordable Incidents by Time of Day (Chart 9) . . . 7
 Central America & Caribbean Land Total Recordable Incidents by Age (Chart 10) 7
IADC 2024 Central America & Caribbean Land Participant Detail by Category (Table 2) 8

IADC ISP Program 2024
 Issued 5 February 2025

International Association of Drilling Contractors
 3657 Briarpark Drive #200
 Houston, Texas 77042, USA

Copyright © 2025 International Association of Drilling Contractors (IADC), Houston, Texas USA.
 All rights reserved. No part of this publication may be reproduced or transmitted in any form, whether printed or electronic, without the prior written permission of the publisher.

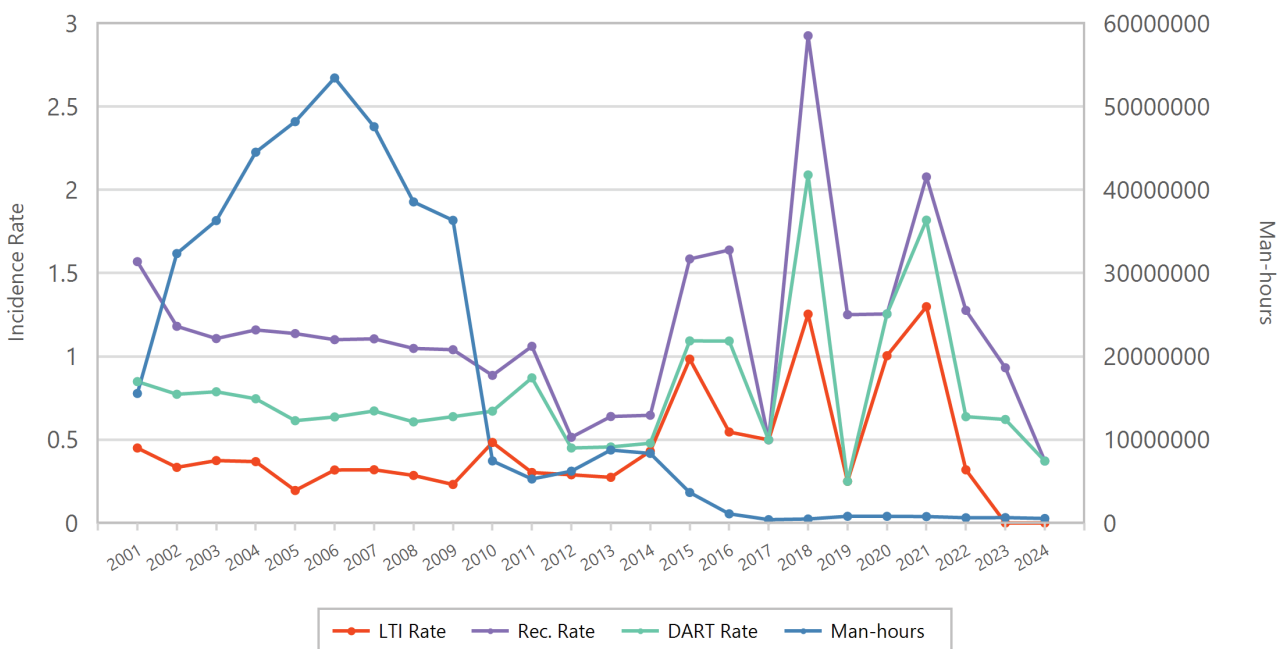
ISP 2024 Central America & Caribbean Land Totals (Table 1)

Central America & Caribbean - Land Totals	TOTAL
TOTAL MAN-HOURS	537,817
TOTAL MEDICAL TREATMENT INCIDENTS	0
TOTAL RESTRICTED WORK INCIDENTS	1
TOTAL LOST TIME INCIDENTS	0
TOTAL FATALITIES	0
TOTAL RECORDABLES	1
MTO INCIDENCE RATE	0.00
RWC INCIDENCE RATE	0.37
LTI INCIDENCE RATE	0.00
LTI FREQUENCY RATE	0.00
DART INCIDENCE RATE	0.37
DART FREQUENCY RATE	1.86
RECORDABLE INCIDENCE RATE	0.37
RECORDABLE FREQUENCY RATE	1.86

Companies Reporting: 4

MEDICAL TREATMENT INCIDENCE RATE = MTOs X 200,000 / MAN-HOURS (LTIs NOT INCLUDED)
 RESTRICTED WORK INCIDENCE RATE = RWCs X 200,000 / MAN-HOURS (LTIs NOT INCLUDED)
 LOST TIME INCIDENCE RATE = (LTIs+FTLs) X 200,000 / MAN-HOURS
 LOST TIME FREQUENCY RATE = (LTIs+FTLs) X 1,000,000 / MAN-HOURS
 DART INCIDENCE RATE = (LTIs+FTLs+RWCs) X 200,000 / MAN-HOURS
 DART FREQUENCY RATE = (LTIs+FTLs+RWCs) X 1,000,000 / MAN-HOURS
 RECORDABLE INCIDENCE RATE = RECORDABLES X 200,000 / MAN-HOURS
 RECORDABLE FREQUENCY RATE = RECORDABLES X 1,000,000 / MAN-HOURS

Central America & Caribbean Land Total Incidence Rates vs Man-hours (Figure 1)

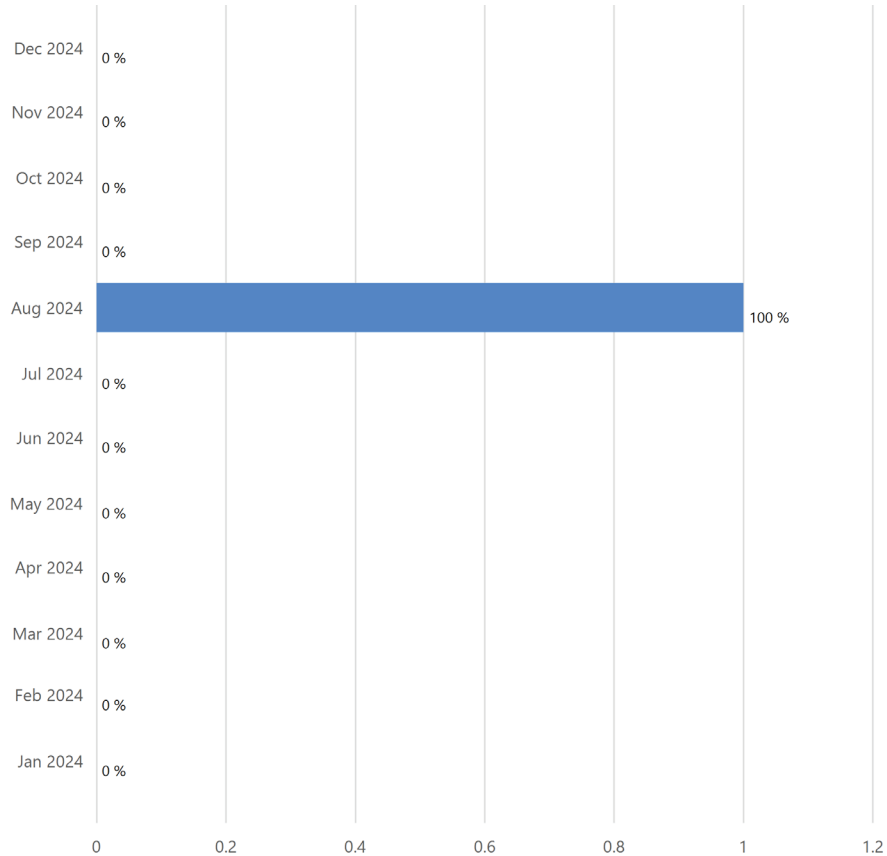


IADC 2024 Central America & Caribbean Land Charts

Note: There were no Lost Time Incidents recorded for 2024, therefore there will not be any charts

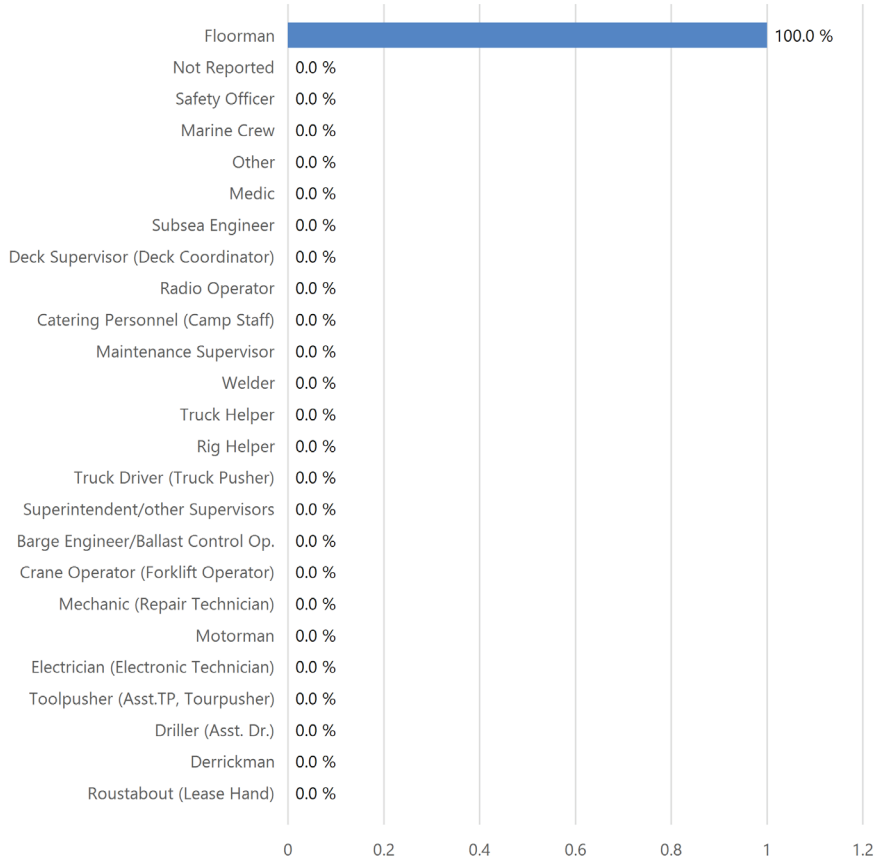
Central America & Caribbean Land Total Recordable Incidents by Month (Chart 1)

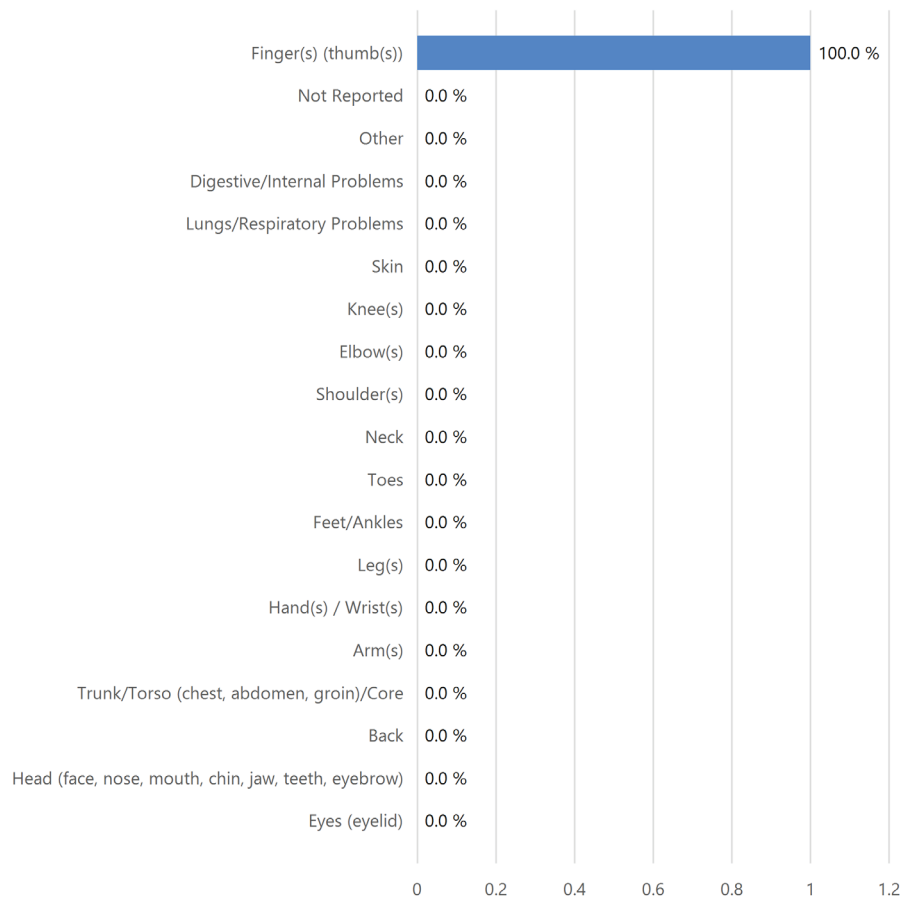
Based on 1 incident



Central America & Caribbean Land Total Recordable Incidents by Occupation (Chart 2)

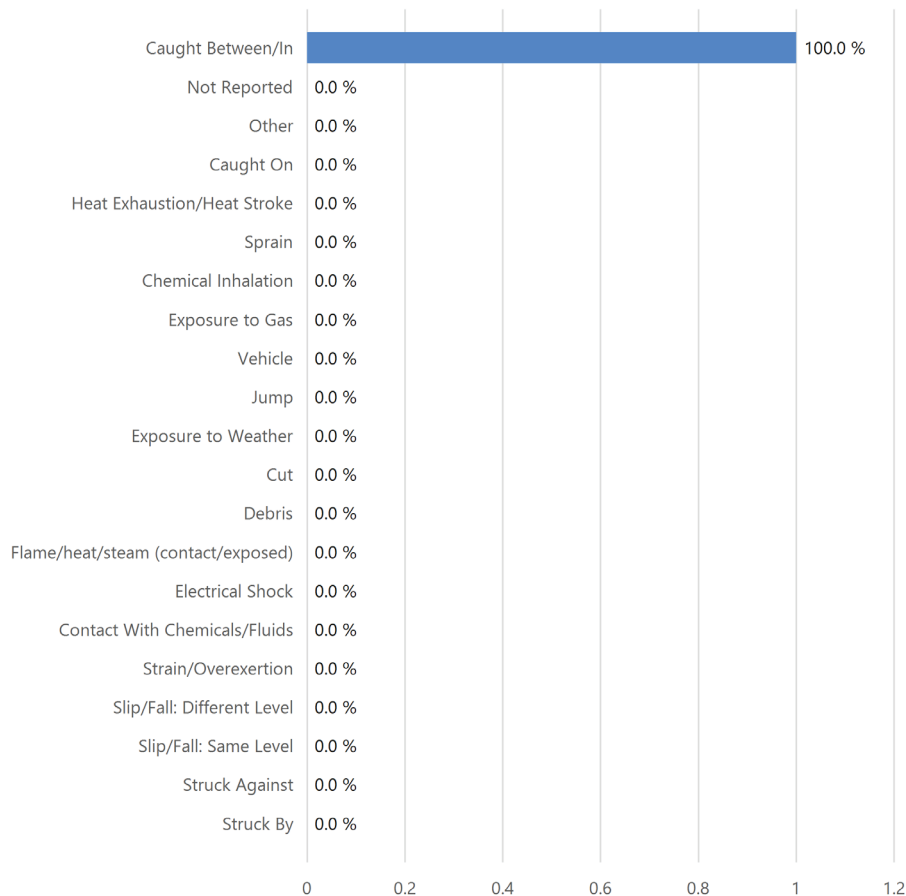
Based on 1 incident





Central America & Caribbean Land Total Recordable Incidents by Body Part (Chart 3)

Based on 1 incident

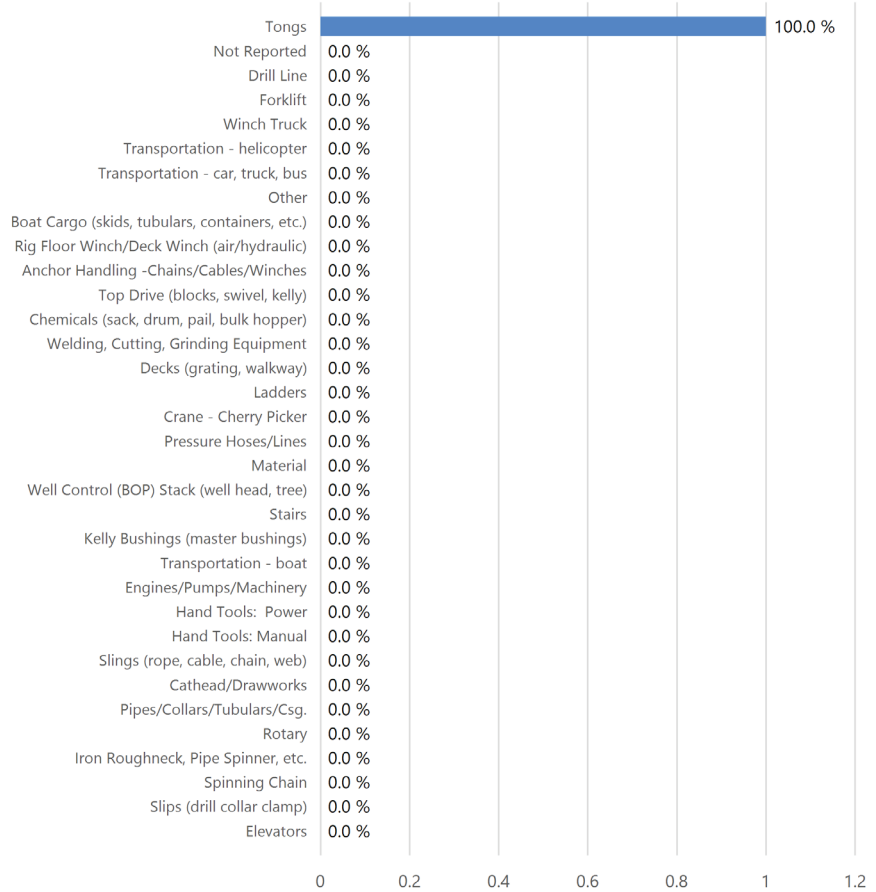


Central America & Caribbean Land Total Recordable Incidents by Incident Type (Chart 4)

Based on 1 incident

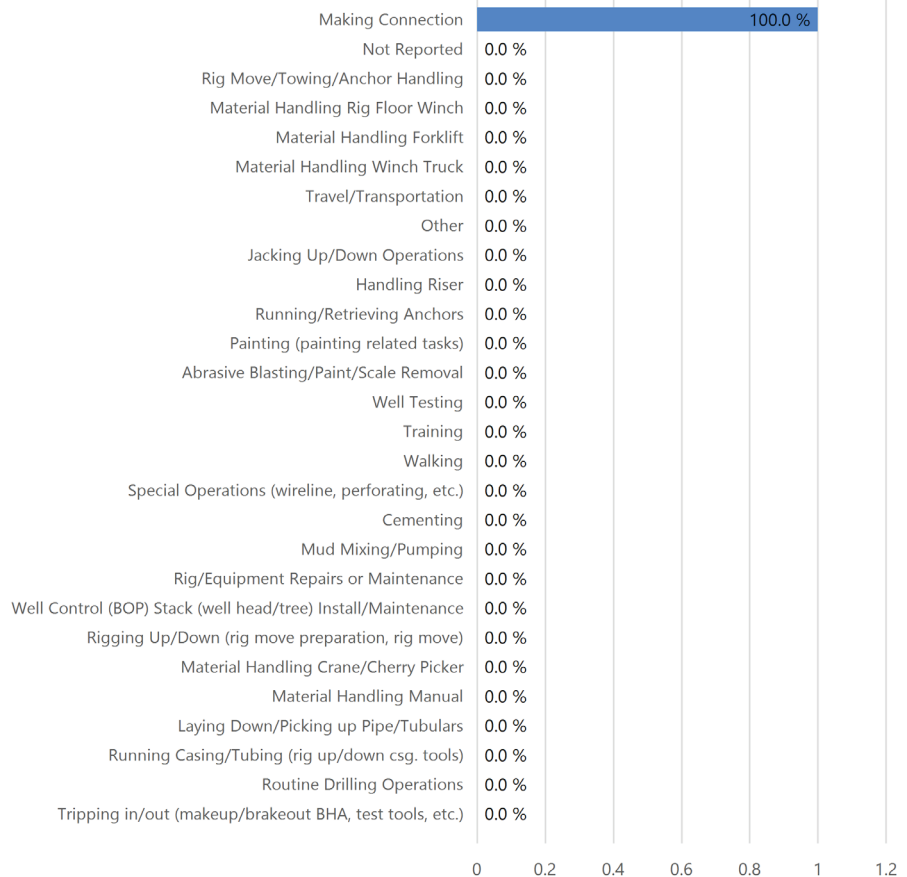
Central America & Caribbean Land Total Recordable Incidents by Equipment (Chart 5)

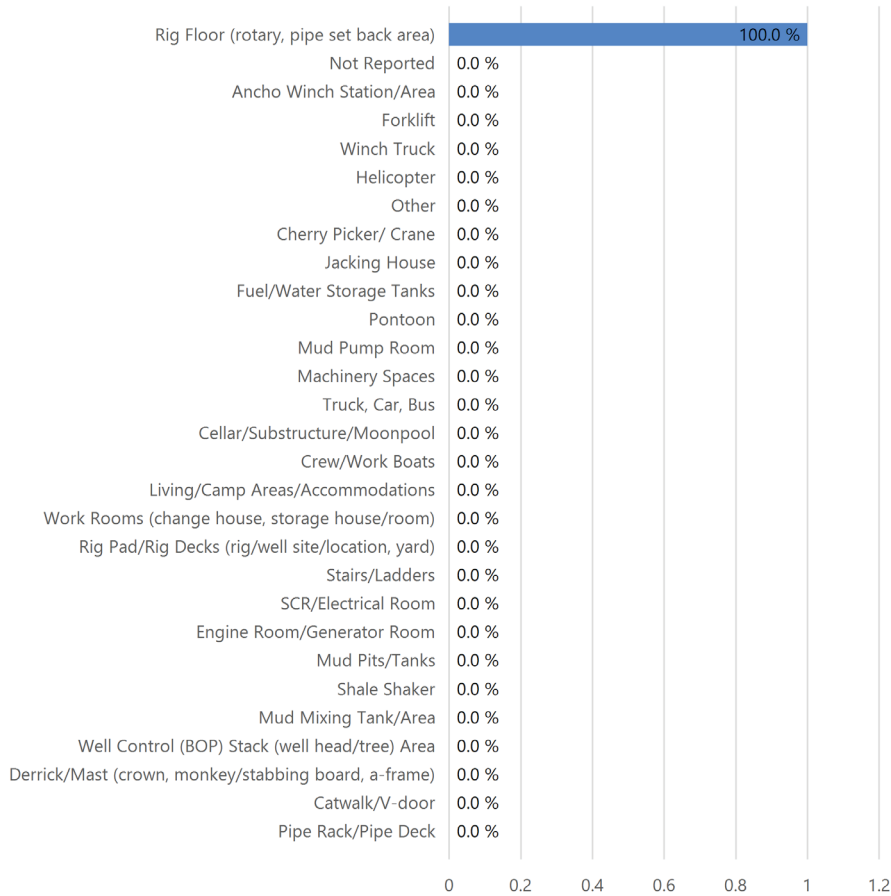
Based on 1 incident



Central America & Caribbean Land Total Recordable Incidents by Operation (Chart 6)

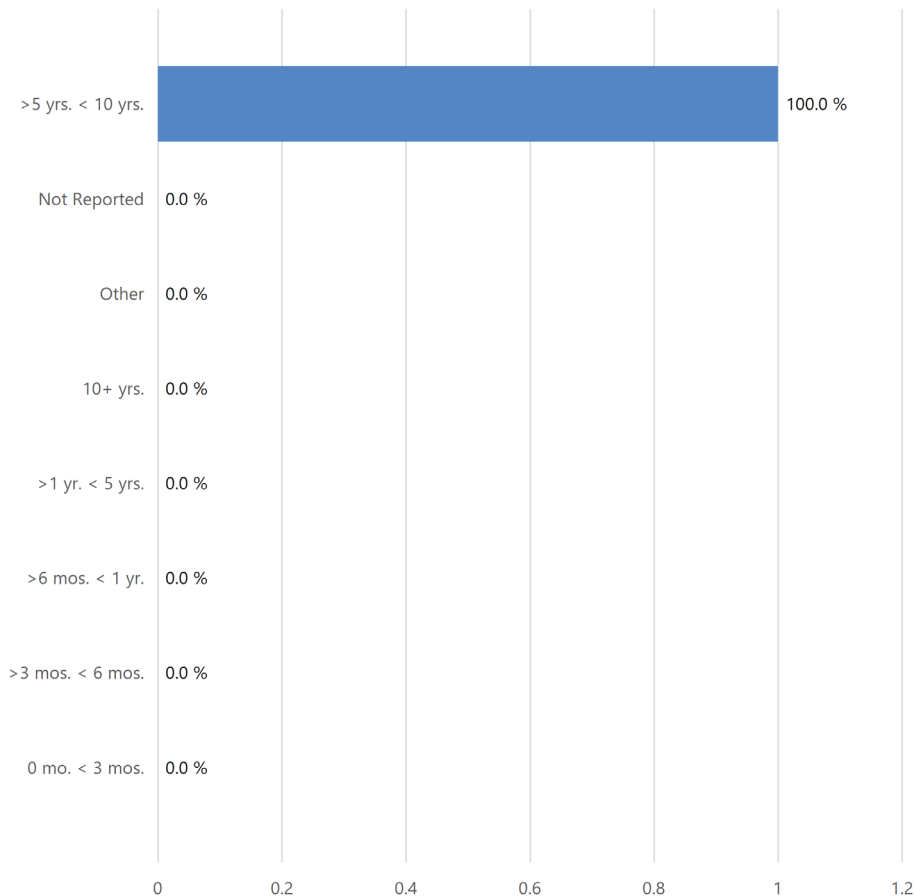
Based on 1 incident





Central America & Caribbean Land Total Recordable Incidents by Location (Chart 7)

Based on 1 incident

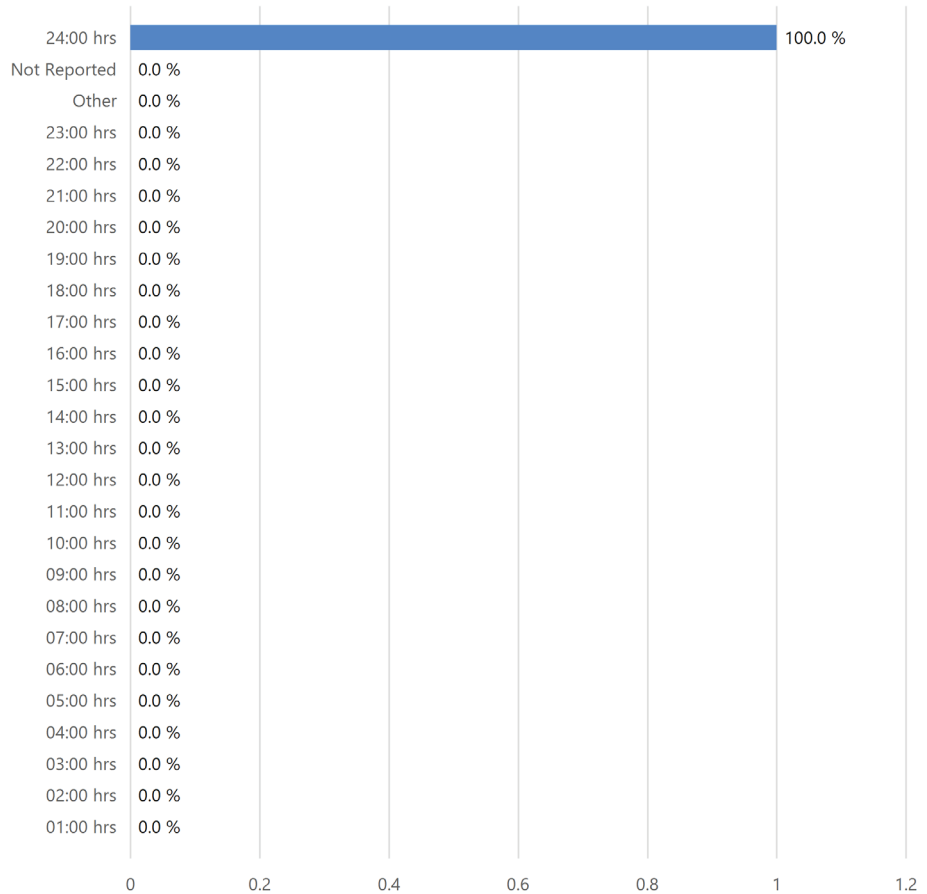


Central America & Caribbean Land Total Recordable Incidents by Time in Service (Chart 8)

Based on 1 incident

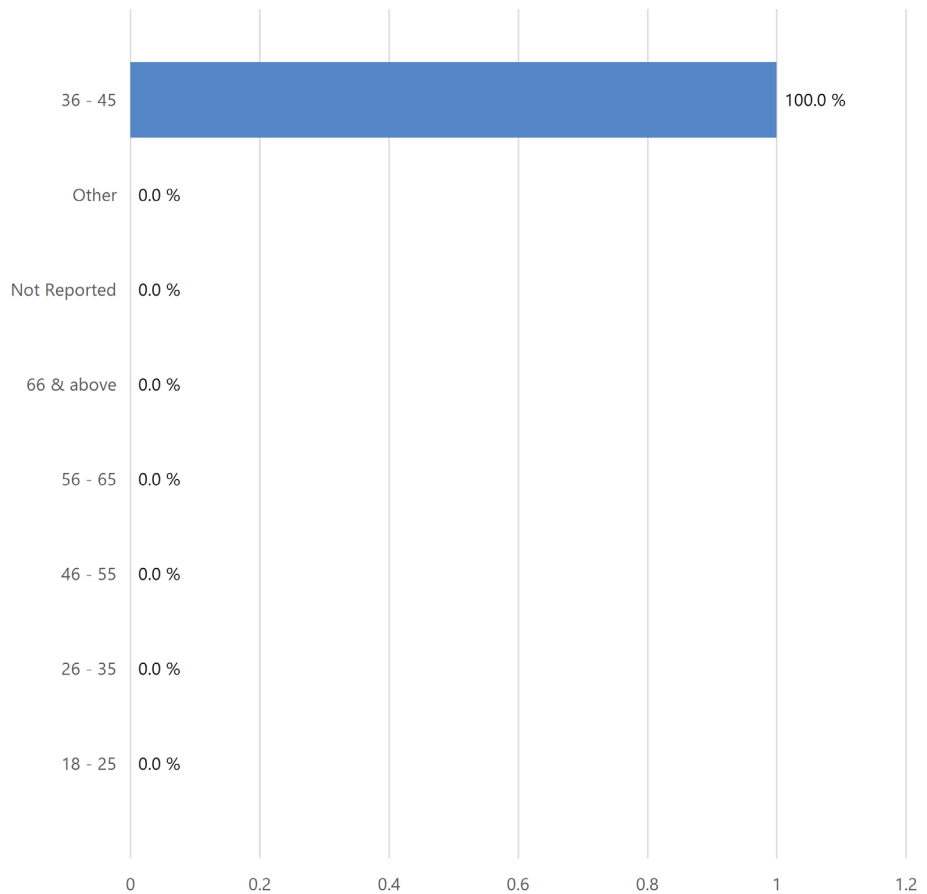
Central America & Caribbean Land Total Recordable Incidents by Time of Day (Chart 9)

Based on 1 incident



Central America & Caribbean Land Total Recordable Incidents by Age (Chart 10)

Based on 1 incident



IADC 2024 Central America & Caribbean Land Participant Detail by Category (Table 2)

MANHOURS	MTOS	RWCS	LTIS	FTLS	RCRD	MTO INCD	RWC INCD	LTI INCD	LTI FREQ	DART INCD	DART FREQ	RCRD INCD	RCRD FREQ
324,790	0	1	0	0	1	0.00	0.62	0.00	0.00	0.62	3.08	0.62	3.08
198,331	0	0	0	0	0	0.00	0.00	0.00	0.00	0.00	0.00	0.00	0.00
12,744	0	0	0	0	0	0.00	0.00	0.00	0.00	0.00	0.00	0.00	0.00
1,952	0	0	0	0	0	0.00	0.00	0.00	0.00	0.00	0.00	0.00	0.00
537,817	0	1	0	0	1	0.00	0.37	0.00	0.00	0.37	1.86	0.37	1.86