



IADC ISP Program 2023

SUMMARY OF
OCCUPATIONAL INCIDENTS

Issued 30 March 2024

EUROPEAN Water Totals

IADC ISP Program 2023: Summary of Occupational Incidents (European Water Totals)

TABLE OF CONTENTS

ISP 2023 European Water Totals (Table 1) 2

European Water Total Incidence Rates vs Man-hours (Figure 1) 2

IADC 2023 European Water Charts 3

European Water Total Lost Time Incidents by Month (Chart 1) 3

European Water Total Recordable Incidents by Month (Chart 2) 3

European Water Total Lost Time Incidents by Occupation (Chart 3) 4

European Water Total Recordable Incidents by Occupation (Chart 4) 4

European Water Total Lost Time Incidents by Body Part (Chart 5) 5

European Water Total Recordable Incidents by Body Part (Chart 6) 5

European Water Total Lost Time Incidents by Incident Type (Chart 7) 6

European Water Total Recordable Incidents by Incident Type (Chart 8) 6

European Water Total Lost Time Incidents by Equipment (Chart 9) 7

European Water Total Recordable Incidents by Equipment (Chart 10) 7

European Water Total Lost Time Incidents by Operation (Chart 11) 8

European Water Total Recordable Incidents by Operation (Chart 12) 8

European Water Total Lost Time Incidents by Location (Chart 13) 9

European Water Total Recordable Incidents by Location (Chart 14) 9

European Water Total Lost Time Incidents by Time in Service (Chart 15) 10

European Water Total Recordable Incidents by Time in Service (Chart 16) 10

European Water Total Lost Time Incidents by Time of Day (Chart 17) 11

European Water Total Recordable Incidents by Time of Day (Chart 18) 11

European Water Total Lost Time Incidents by Age (Chart 19) 12

European Water Total Recordable Incidents by Age (Chart 20) 12

IADC 2023 European Water Participant Detail by Category (Table 2) 13

IADC ISP Program 2023
Issued 30 March 2024

International Association of Drilling Contractors
3657 Briarpark Drive #200
Houston, Texas 77042, USA

Copyright © 2024 International Association of Drilling Contractors (IADC), Houston, Texas USA.
All rights reserved. No part of this publication may be reproduced or transmitted in any form, whether printed or electronic, without the prior written permission of the publisher.

ISP 2023 European Water Totals (Table 1)

	TOTAL
TOTAL MAN-HOURS	21,641,279
TOTAL MEDICAL TREATMENT INCIDENTS	14
TOTAL RESTRICTED WORK INCIDENTS	17
TOTAL LOST TIME INCIDENTS	10
TOTAL FATALITIES	3
TOTAL RECORDABLES	44
MTO INCIDENCE RATE	0.13
RWC INCIDENCE RATE	0.16
LTI INCIDENCE RATE	0.12
LTI FREQUENCY RATE	0.60
DART INCIDENCE RATE	0.28
DART FREQUENCY RATE	1.39
RECORDABLE INCIDENCE RATE	0.41
RECORDABLE FREQUENCY RATE	2.03

Companies Reporting: Water – 13

MEDICAL TREATMENT INCIDENCE RATE = MTOs X 200,000 / MAN-HOURS (LTIs NOT INCLUDED)

RESTRICTED WORK INCIDENCE RATE = RWCs X 200,000 / MAN-HOURS (LTIs NOT INCLUDED)

LOST TIME INCIDENCE RATE = (LTIs+FTLs) X 200,000 / MAN-HOURS

LOST TIME FREQUENCY RATE = (LTIs+FTLs) X 1,000,000 / MAN-HOURS

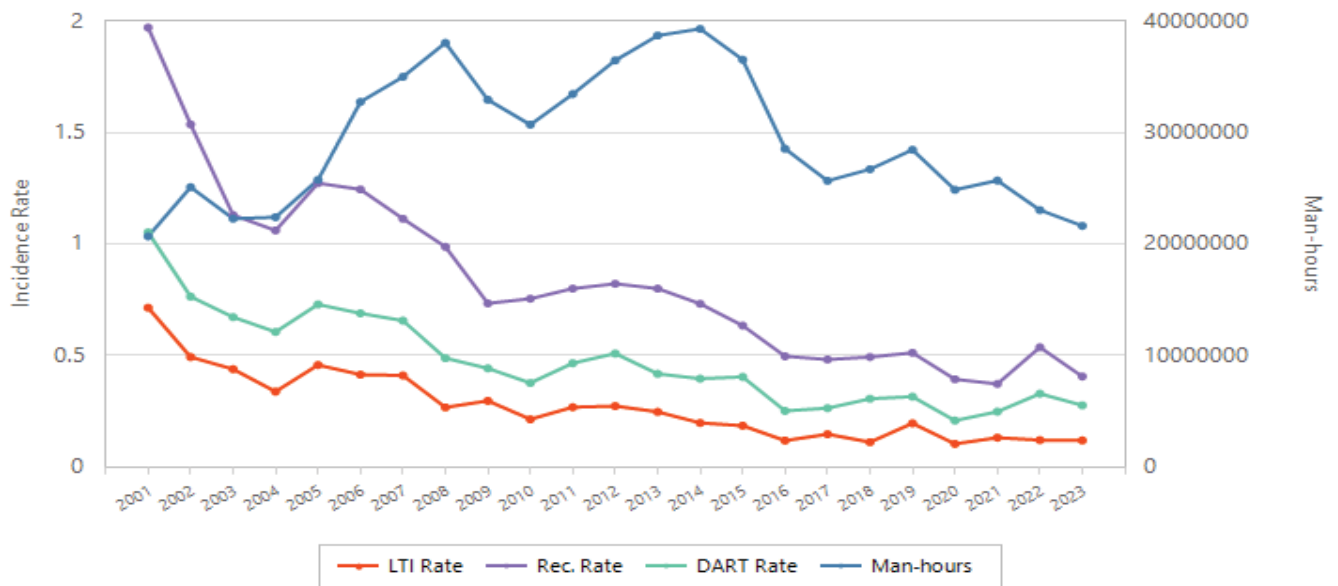
DART INCIDENCE RATE = (LTIs+FTLs+RWCs) X 200,000 / MAN-HOURS

DART INCIDENCE RATE = (LTIs+FTLs+RWCs) X 1,000,000 / MAN-HOURS

RECORDABLE INCIDENCE RATE = RECORDABLES X 200,000 / MAN-HOURS

RECORDABLE FREQUENCY RATE = RECORDABLES X 1,000,000 / MAN-HOURS

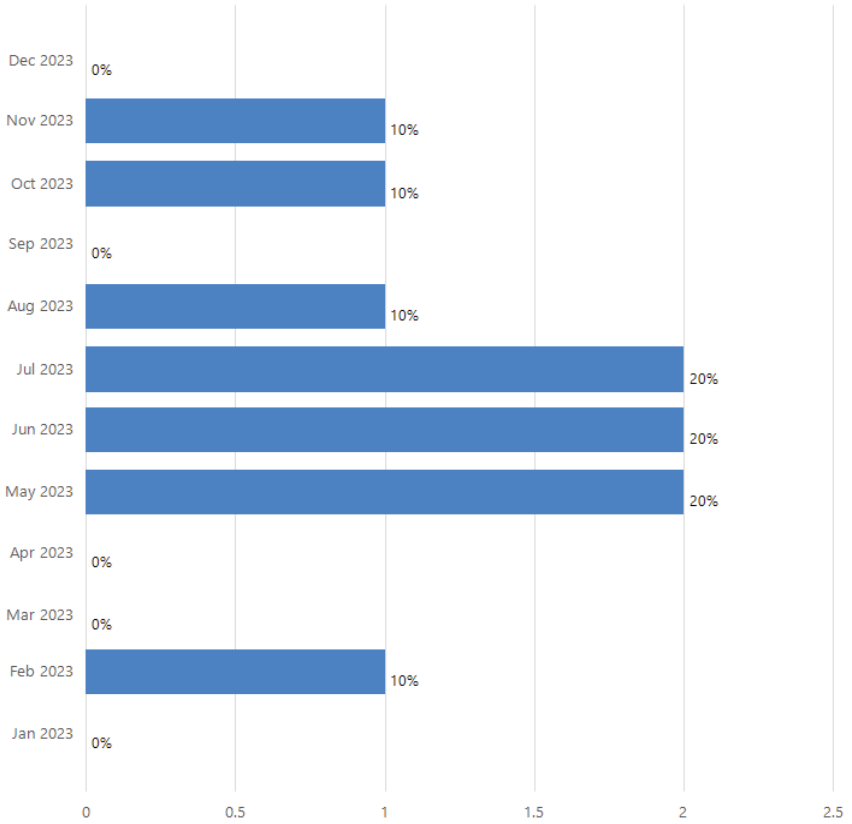
European Water Total Incidence Rates vs Man-hours (Figure 1)



IADC 2023 European Water Charts

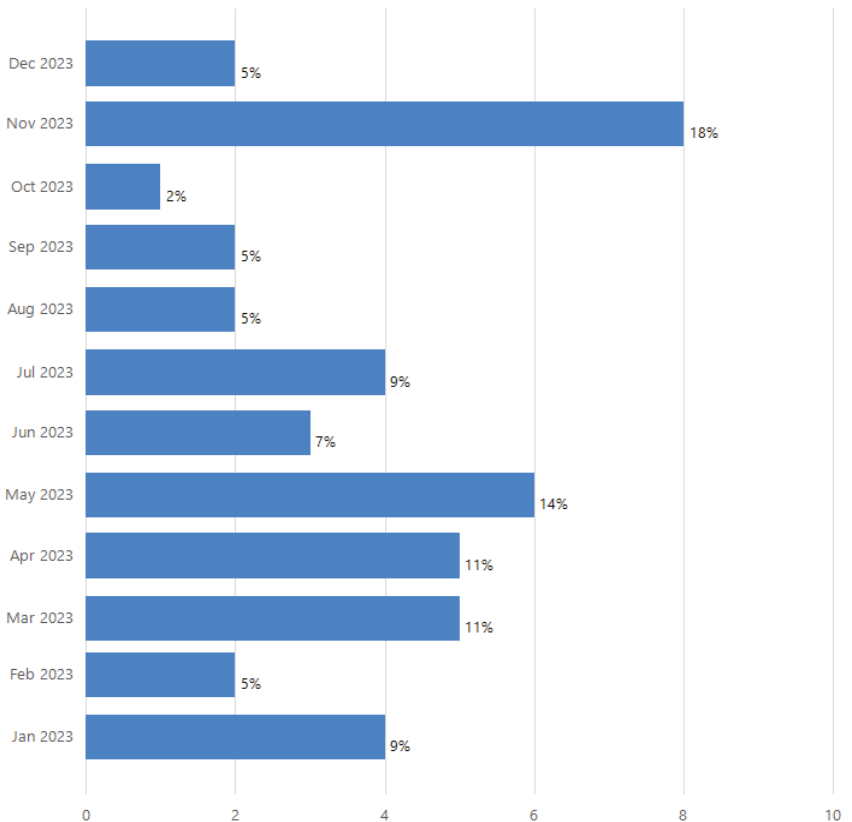
European Water Total Lost Time Incidents by Month (Chart 1)

Based on 10 Incidents



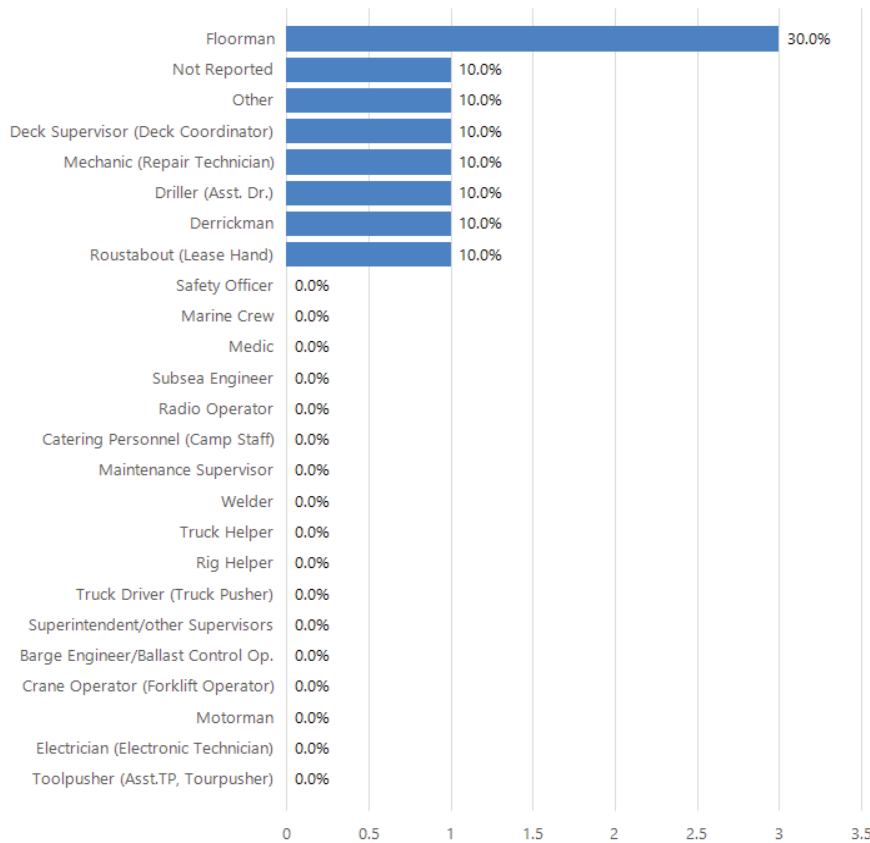
European Water Total Recordable Incidents by Month (Chart 2)

Based on 44 Incidents



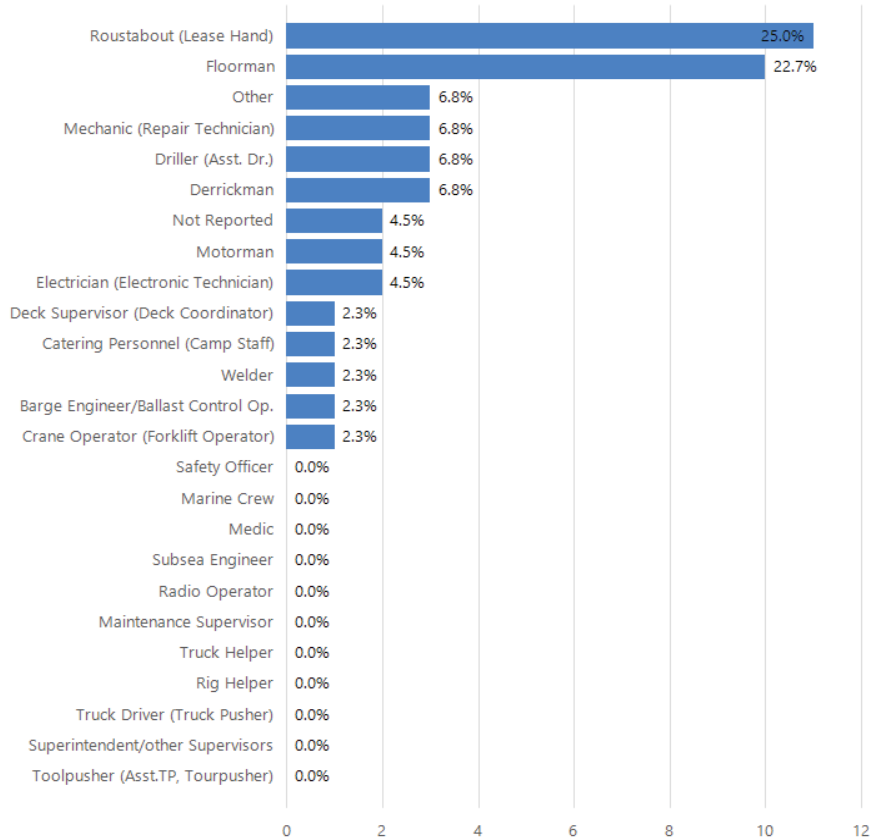
European Water Total Lost Time Incidents by Occupation (Chart 3)

Based on 10 Incidents



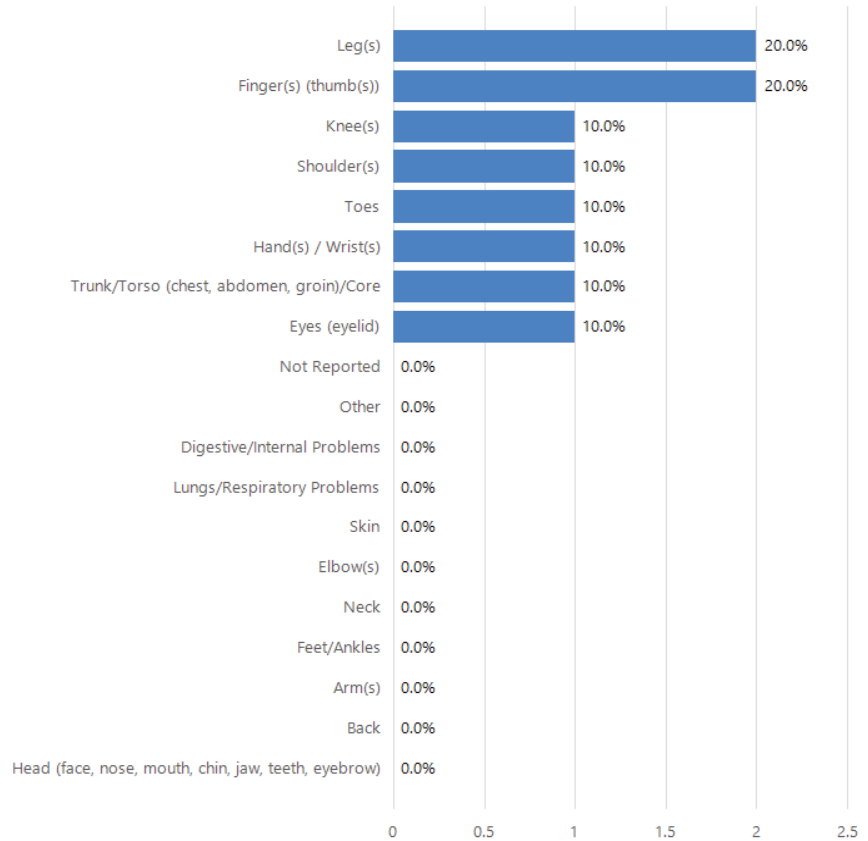
European Water Total Recordable Incidents by Occupation (Chart 4)

Based on 44 Incidents



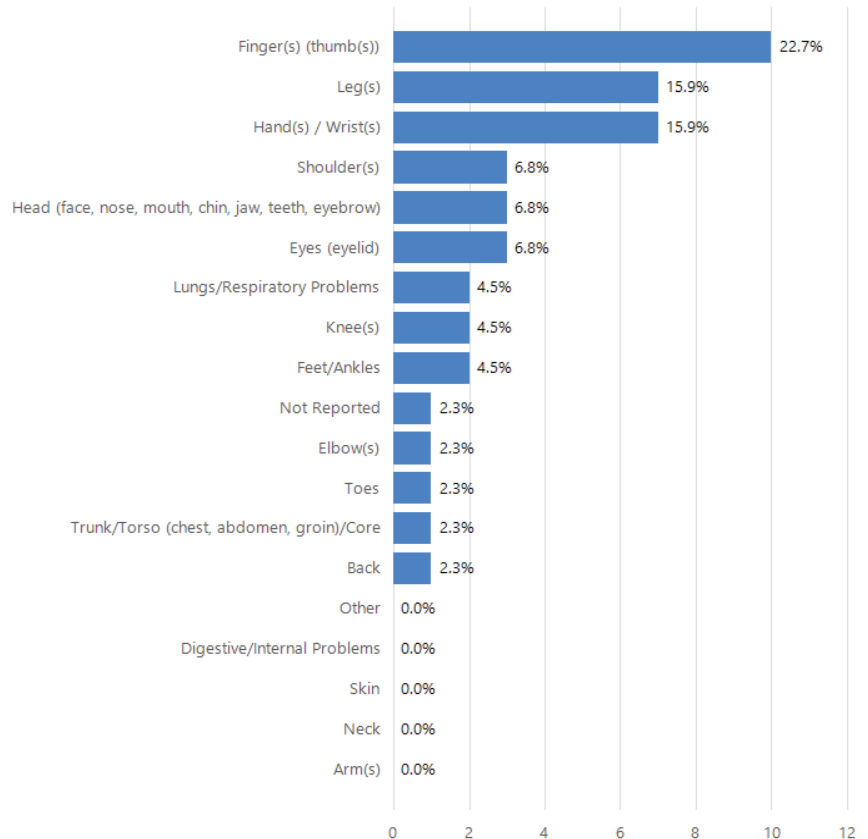
**European Water Total
Lost Time Incidents by
Body Part (Chart 5)**

Based
on 10
Incidents

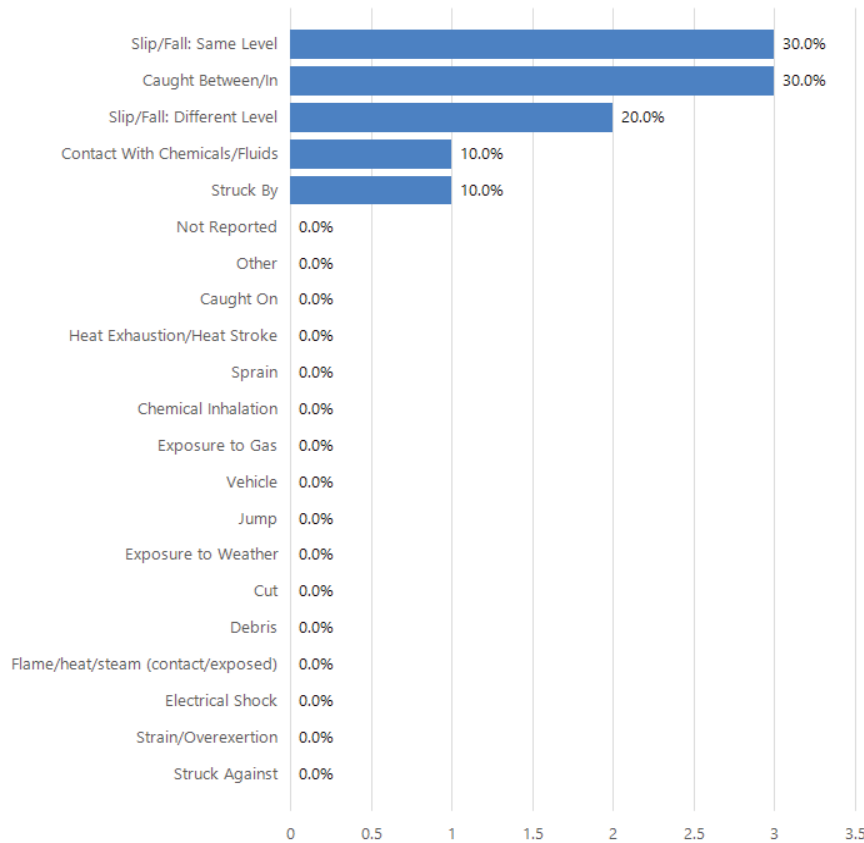


**European Water Total
Recordable Incidents by
Body Part (Chart 6)**

Based
on 44
Incidents

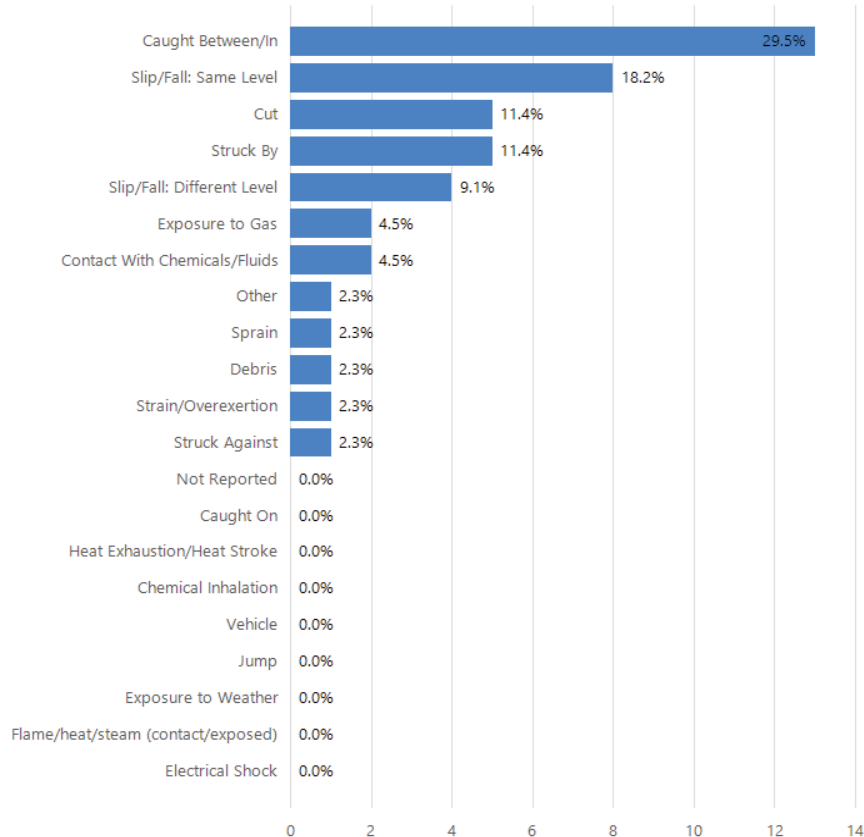


European Water Total Lost Time Incidents by Incident Type (Chart 7)



Based on 10 Incidents

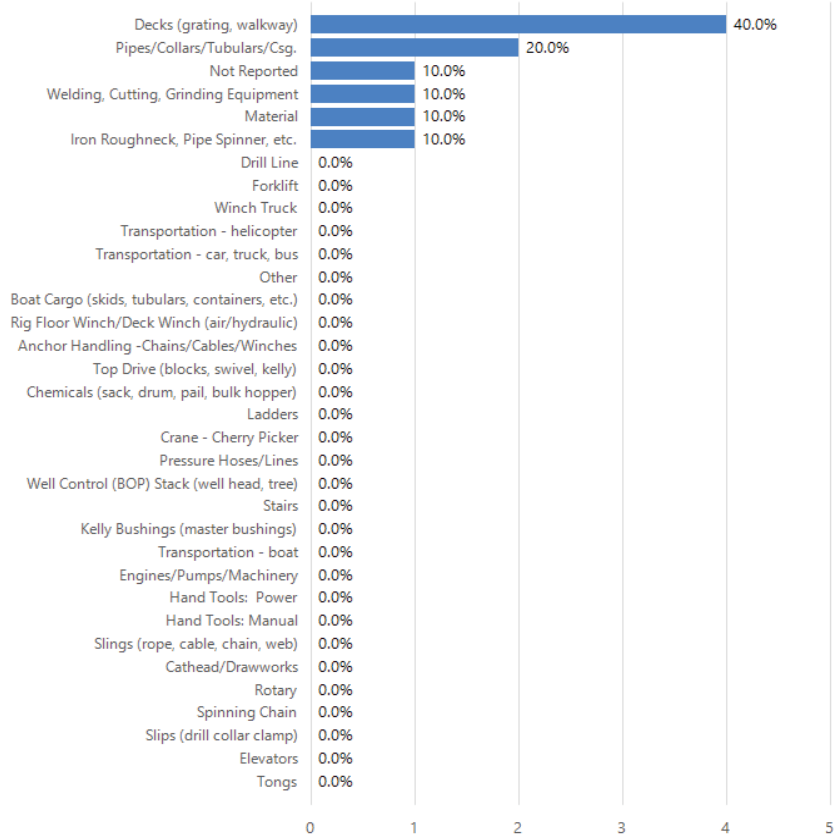
European Water Total Recordable Incidents by Incident Type (Chart 8)



Based on 44 Incidents

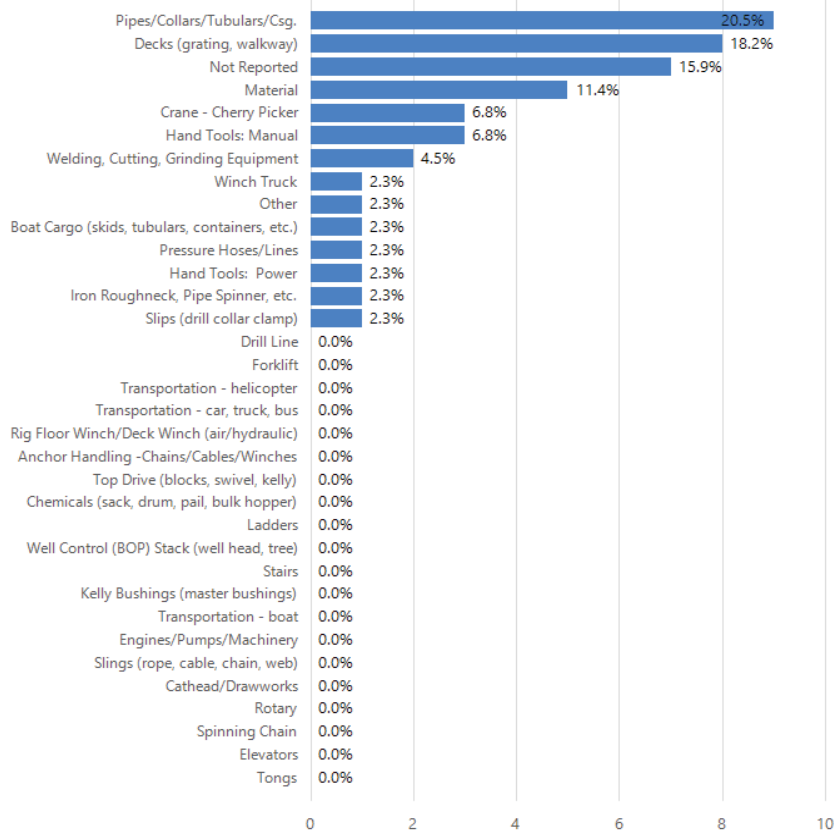
**European Water Total
Lost Time Incidents by
Equipment (Chart 9)**

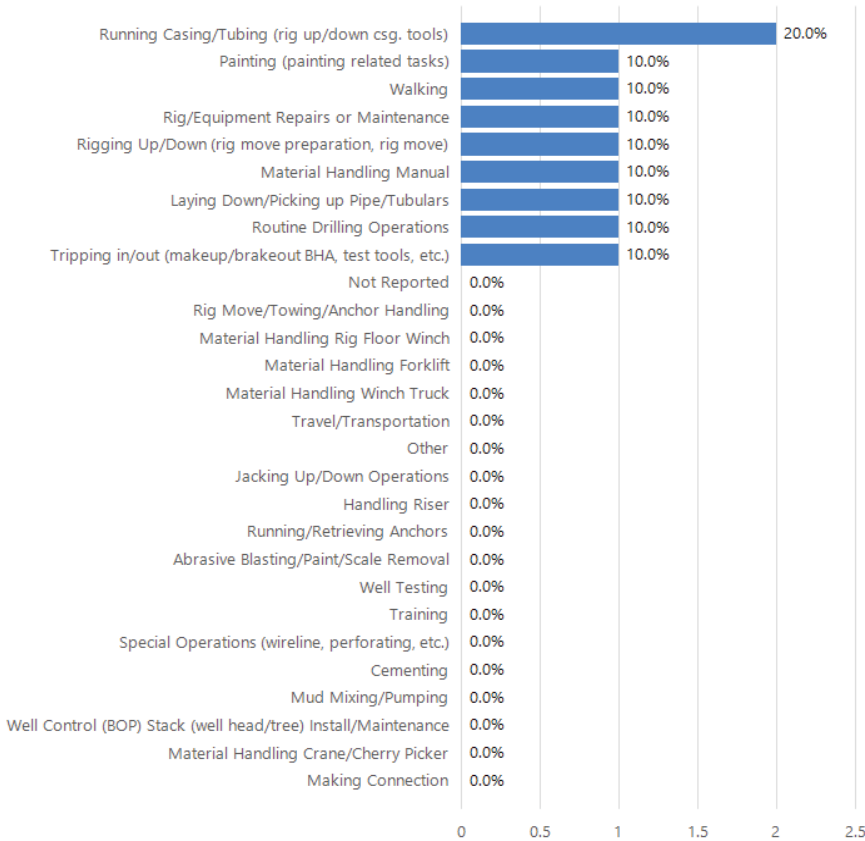
Based
on 10
Incidents



**European Water Total
Recordable Incidents by
Equipment (Chart 10)**

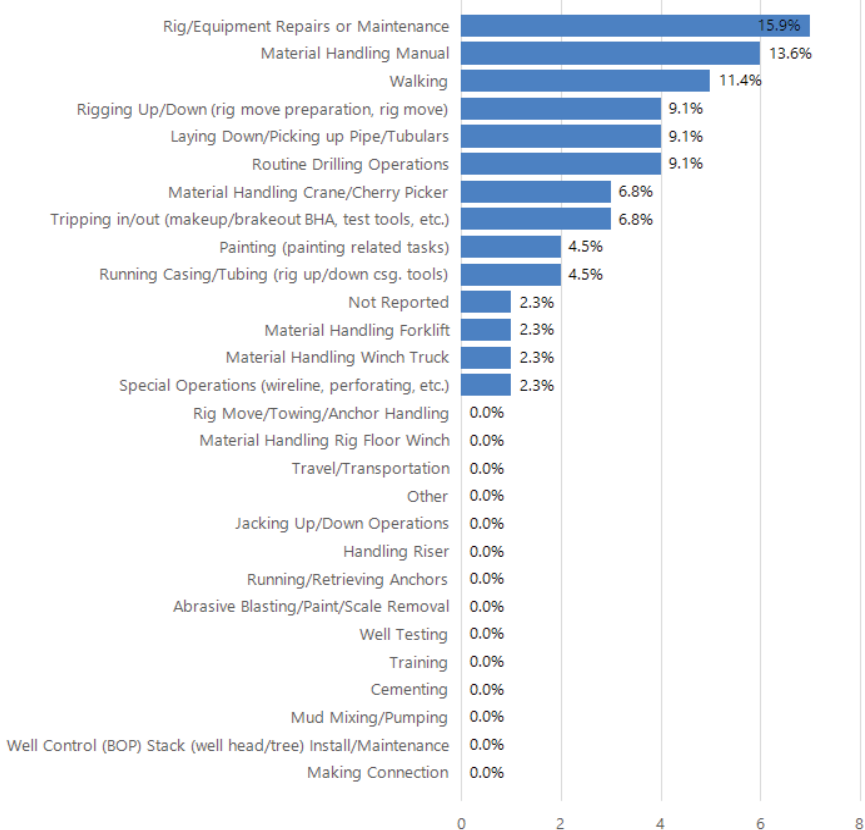
Based
on 44
Incidents





European Water Total Lost Time Incidents by Operation (Chart 11)

Based on 10 Incidents

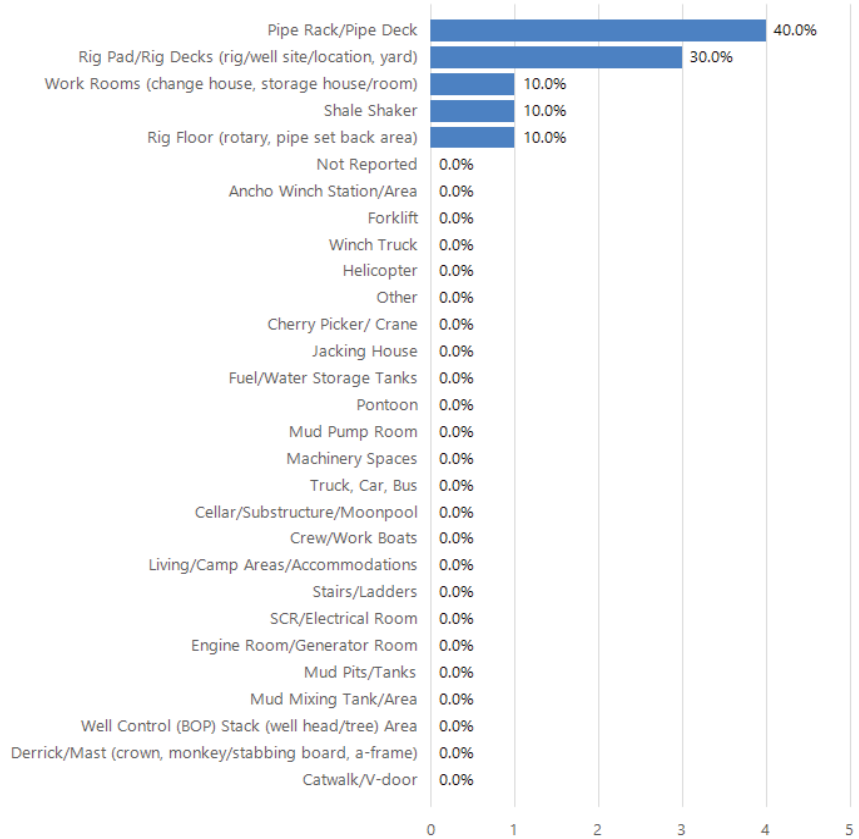


European Water Total Recordable Incidents by Operation (Chart 12)

Based on 44 Incidents

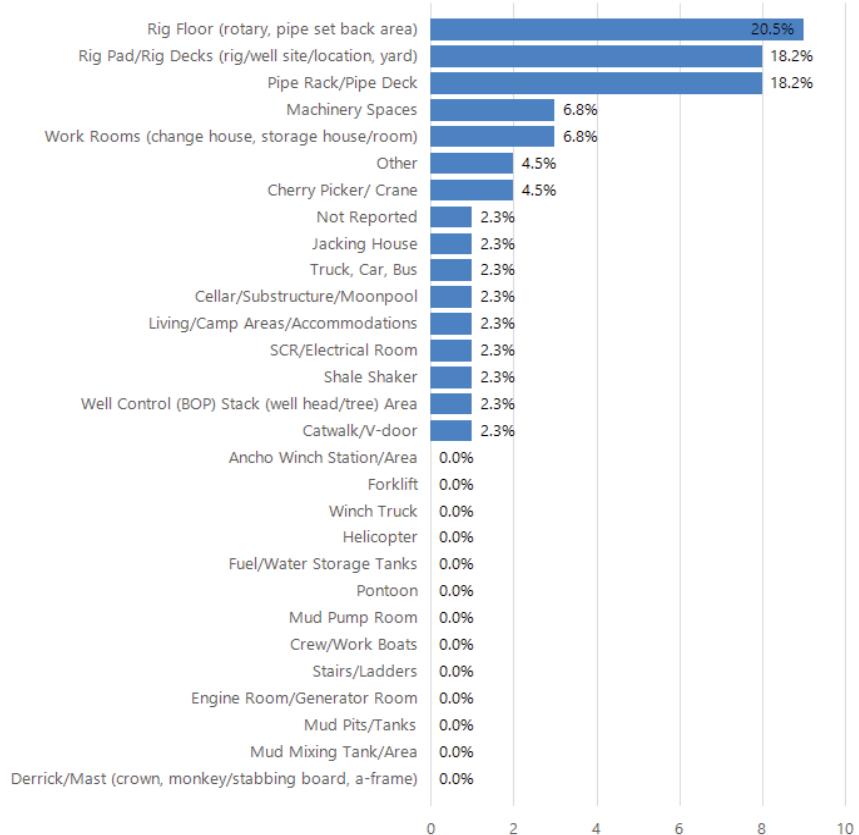
**European Water Total
Lost Time Incidents by
Location (Chart 13)**

Based
on 10
Incidents



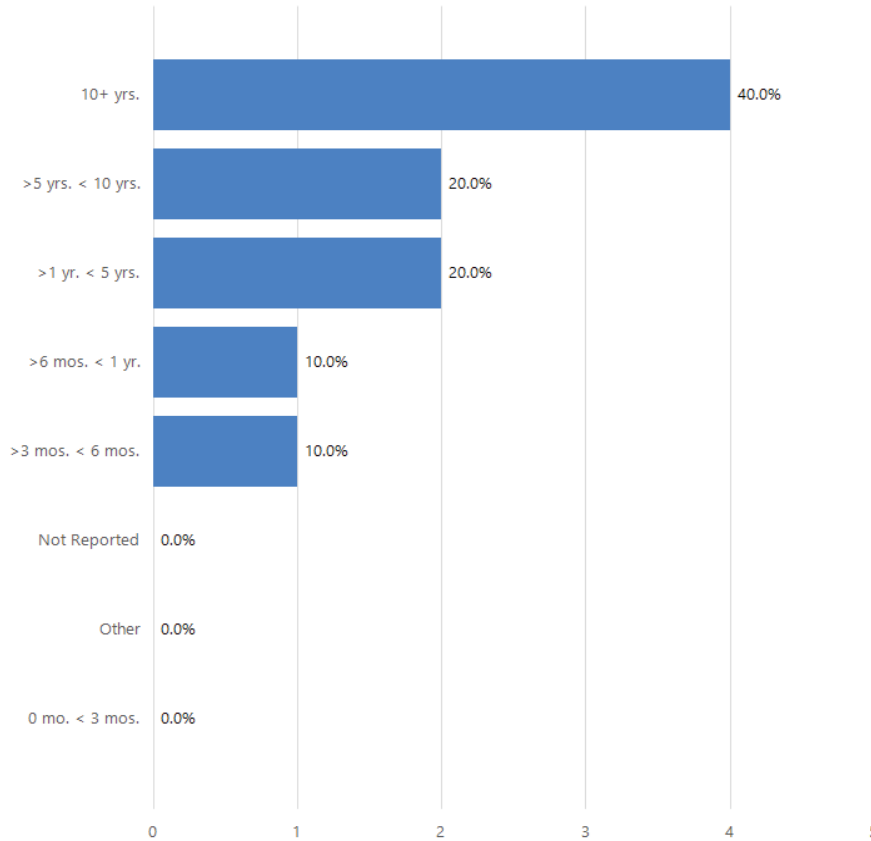
**European Water Total
Recordable Incidents by
Location (Chart 14)**

Based
on 44
Incidents



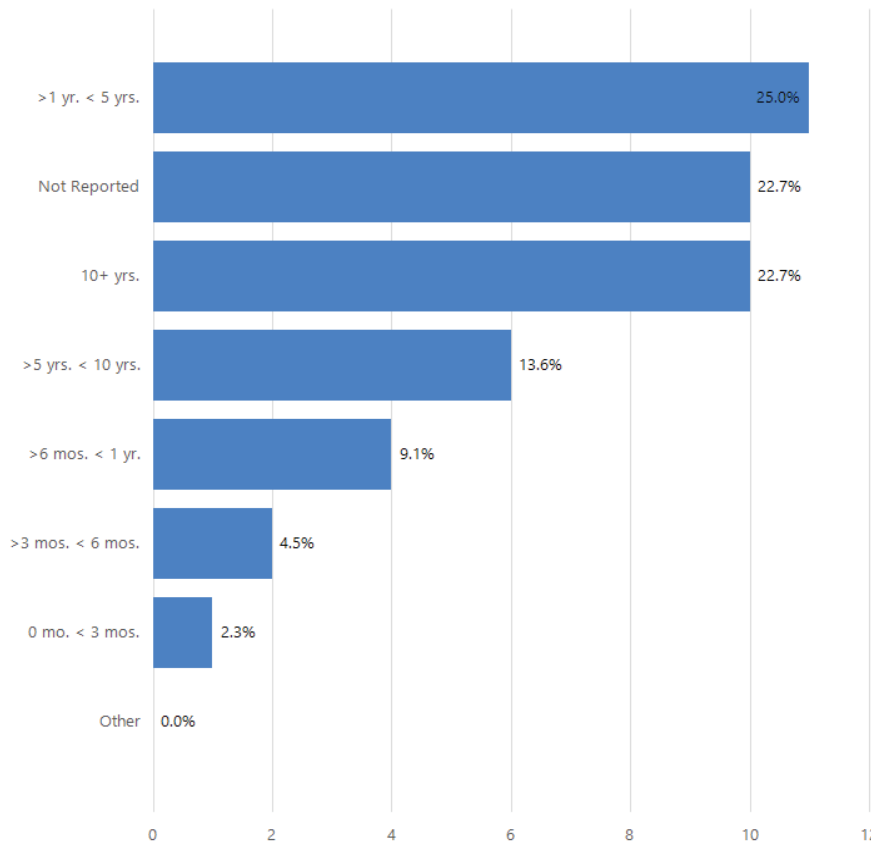
European Water Total Lost Time Incidents by Time in Service (Chart 15)

Based on 10 Incidents



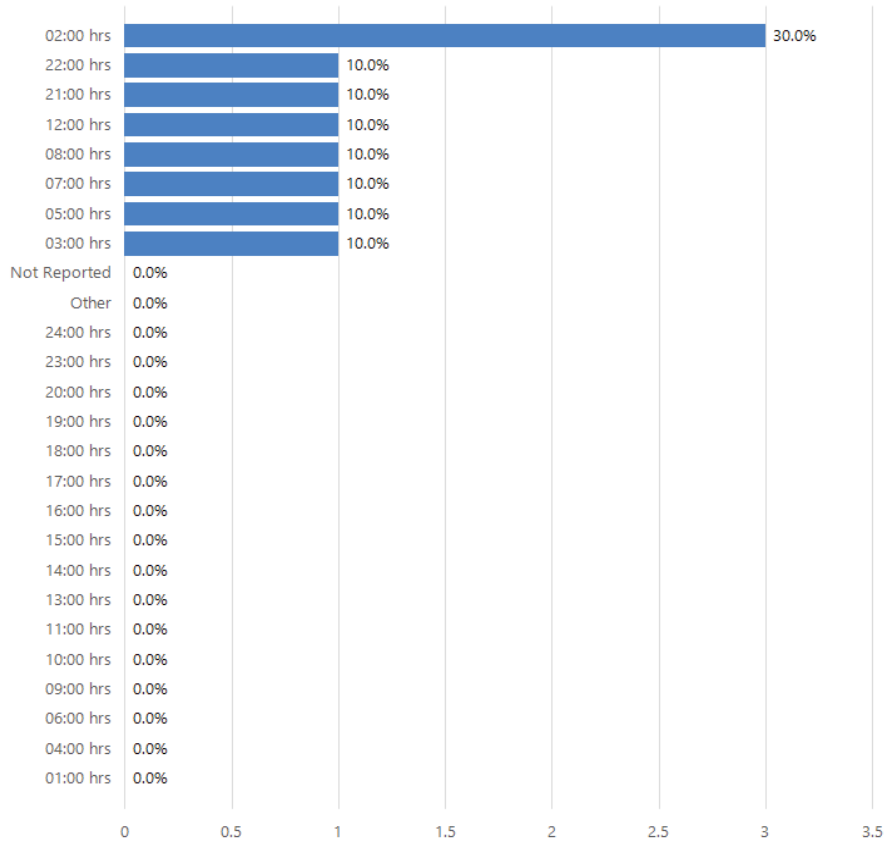
European Water Total Recordable Incidents by Time in Service (Chart 16)

Based on 44 Incidents



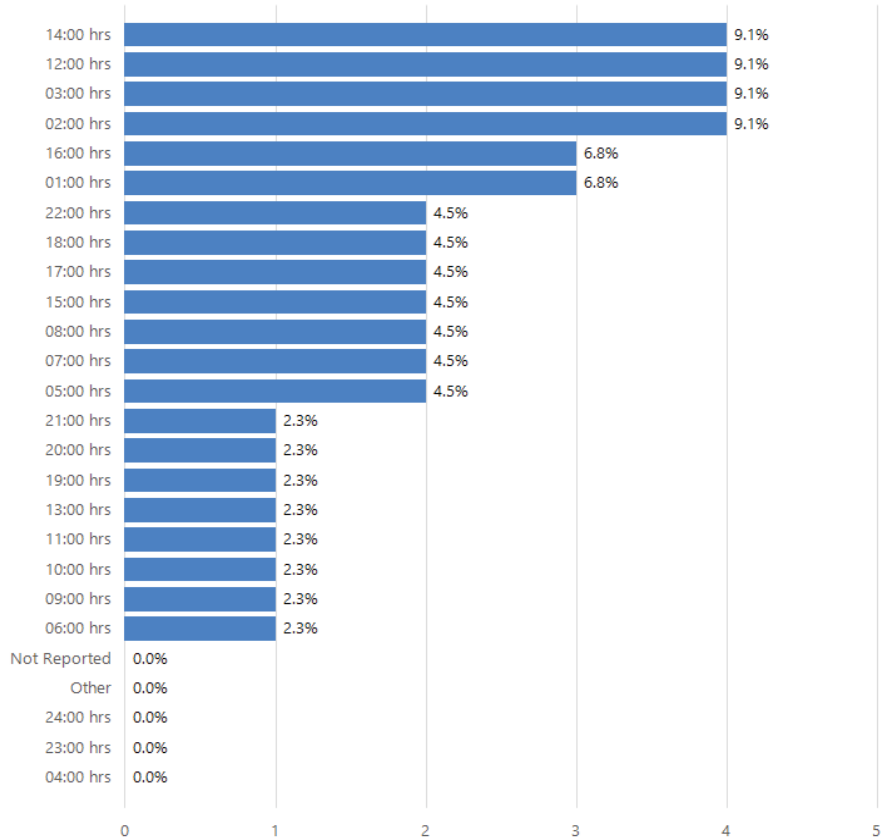
**European Water Total
Lost Time Incidents by
Time of Day (Chart 17)**

Based
on 10
Incidents



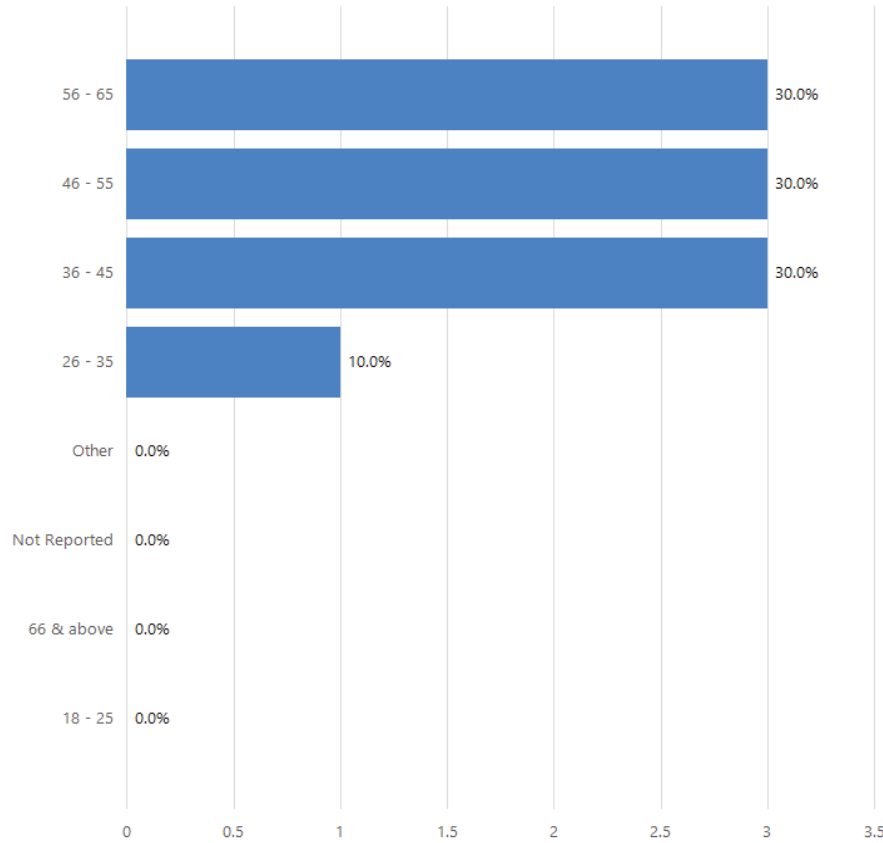
**European Water Total
Recordable Incidents by
Time of Day (Chart 18)**

Based
on 44
Incidents



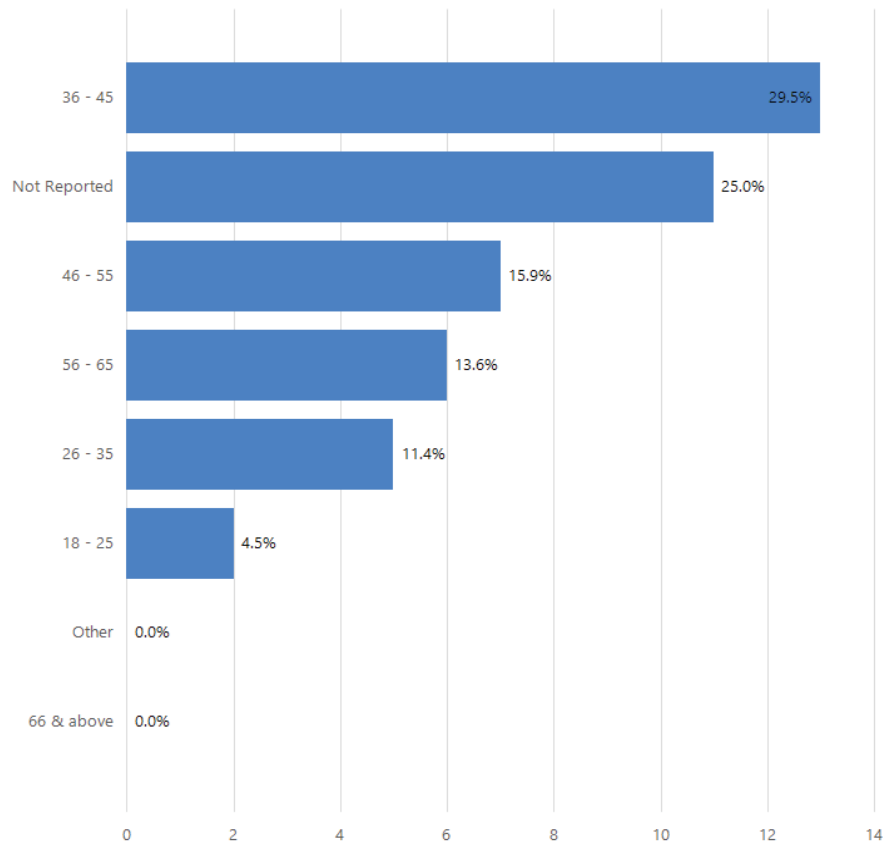
European Water Total Lost Time Incidents by Age (Chart 19)

Based on 10 Incidents



European Water Total Recordable Incidents by Age (Chart 20)

Based on 44 Incidents



IADC 2023 European Water Participant Detail by Category (Table 2)

MANHOURS	MTOS	RWCS	LTIS	FTLS	RCRD	LTI INCD	LTI FREQ	MTO INCD	RWD INCD	DART INCD	DART FREQ	RCRD INCD	RCRD FREQ
4,953,507	6	4	2	0	12	0.24	0.16	0.08	0.40	0.24	1.21	0.48	2.42
4,079,526	0	6	0	3	9	0.00	0.29	0.15	0.74	0.44	2.21	0.44	2.21
3,060,780	3	0	1	0	4	0.20	0.00	0.07	0.33	0.07	0.33	0.26	1.31
2,505,501	2	1	1	0	4	0.16	0.08	0.08	0.40	0.16	0.80	0.32	1.60
2,336,251	3	3	4	0	10	0.26	0.26	0.34	1.71	0.60	3.00	0.86	4.28
1,351,933	0	2	0	0	2	0.00	0.30	0.00	0.00	0.30	1.48	0.30	1.48
1,058,143	0	0	2	0	2	0.00	0.00	0.38	1.89	0.38	1.89	0.38	1.89
985,818	0	1	0	0	1	0.00	0.20	0.00	0.00	0.20	1.01	0.20	1.01
683,304	0	0	0	0	0	0.00	0.00	0.00	0.00	0.00	0.00	0.00	0.00
356,347	0	0	0	0	0	0.00	0.00	0.00	0.00	0.00	0.00	0.00	0.00
140,509	0	0	0	0	0	0.00	0.00	0.00	0.00	0.00	0.00	0.00	0.00
124,544	0	0	0	0	0	0.00	0.00	0.00	0.00	0.00	0.00	0.00	0.00
5,116	0	0	0	0	0	0.00	0.00	0.00	0.00	0.00	0.00	0.00	0.00
21,641,279	14	17	10	3	44	0.13	0.16	0.12	0.60	0.28	1.39	0.41	2.03