



IADC ISP Program 2023

SUMMARY OF
OCCUPATIONAL INCIDENTS

Issued 30 March 2024

EUROPEAN Land Totals

IADC ISP Program 2023: Summary of Occupational Incidents (European Land Totals)

TABLE OF CONTENTS

ISP 2023 European Land Totals (Table 1) 2

European Land Total Incidence Rates vs Man-hours (Figure 1) 2

IADC 2023 European Land Charts 3

European Land Total Lost Time Incidents by Month (Chart 1) 3

European Land Total Recordable Incidents by Month (Chart 2) 3

European Land Total Lost Time Incidents by Occupation (Chart 3) 4

European Land Total Recordable Incidents by Occupation (Chart 4) 4

European Land Total Lost Time Incidents by Body Part (Chart 5) 5

European Land Total Recordable Incidents by Body Part (Chart 6) 5

European Land Total Lost Time Incidents by Incident Type (Chart 7) 6

European Land Total Recordable Incidents by Incident Type (Chart 8) 6

European Land Total Lost Time Incidents by Equipment (Chart 9) 7

European Land Total Recordable Incidents by Equipment (Chart 10) 7

European Land Total Lost Time Incidents by Operation (Chart 11) 8

European Land Total Recordable Incidents by Operation (Chart 12) 8

European Land Total Lost Time Incidents by Location (Chart 13) 9

European Land Total Recordable Incidents by Location (Chart 14) 9

European Land Total Lost Time Incidents by Time in Service (Chart 15) 10

European Land Total Recordable Incidents by Time in Service (Chart 16) 10

European Land Total Lost Time Incidents by Time of Day (Chart 17) 11

European Land Total Recordable Incidents by Time of Day (Chart 18) 11

European Land Total Lost Time Incidents by Age (Chart 19) 12

European Land Total Recordable Incidents by Age (Chart 20) 12

IADC 2023 European Land Participant Detail by Category (Table 2) 13

IADC ISP Program 2023
Issued 30 March 2024

International Association of Drilling Contractors
3657 Briarpark Drive #200
Houston, Texas 77042, USA

Copyright © 2024 International Association of Drilling Contractors (IADC), Houston, Texas USA.
All rights reserved. No part of this publication may be reproduced or transmitted in any form, whether printed or electronic, without the prior written permission of the publisher.

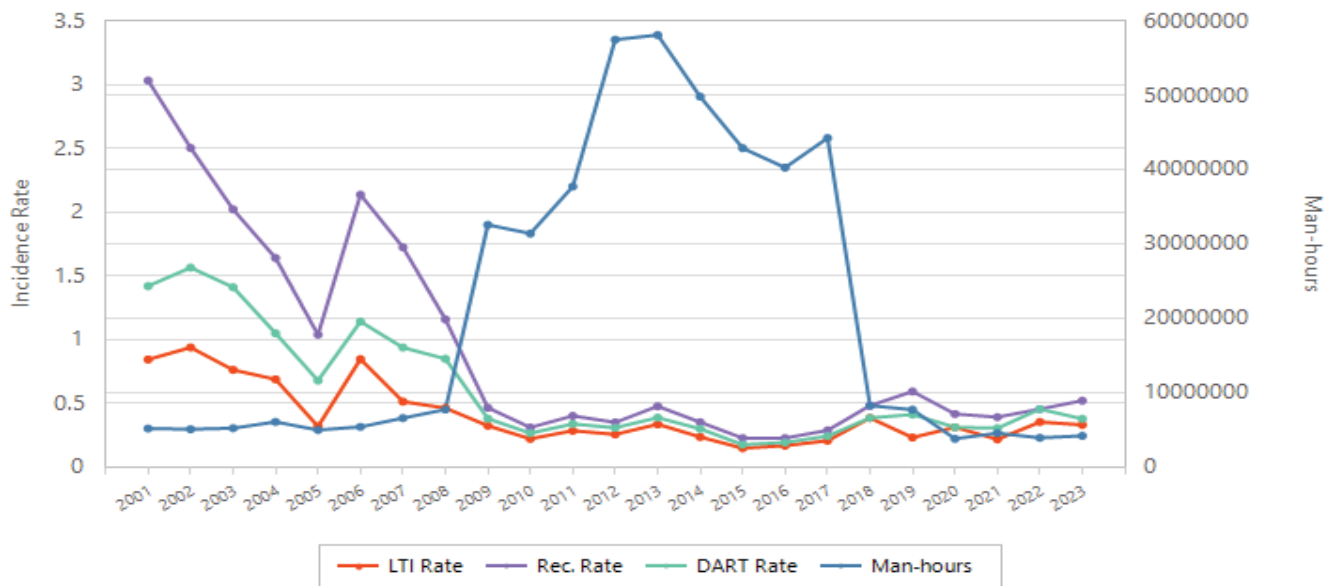
ISP 2023 European Land Totals (Table 1)

	TOTAL
TOTAL MAN-HOURS	4,213,630
TOTAL MEDICAL TREATMENT INCIDENTS	3
TOTAL RESTRICTED WORK INCIDENTS	1
TOTAL LOST TIME INCIDENTS	7
TOTAL FATALITIES	0
TOTAL RECORDABLES	11
MTO INCIDENCE RATE	0.14
RWC INCIDENCE RATE	0.05
LTI INCIDENCE RATE	0.33
LTI FREQUENCY RATE	1.66
DART INCIDENCE RATE	0.38
DART FREQUENCY RATE	1.90
RECORDABLE INCIDENCE RATE	0.52
RECORDABLE FREQUENCY RATE	2.61

Companies Reporting: Land - 6

MEDICAL TREATMENT INCIDENCE RATE = MTOs X 200,000 / MAN-HOURS (LTIs NOT INCLUDED)
 RESTRICTED WORK INCIDENCE RATE = RWCs X 200,000 / MAN-HOURS (LTIs NOT INCLUDED)
 LOST TIME INCIDENCE RATE = (LTIs+FTLs) X 200,000 / MAN-HOURS
 LOST TIME FREQUENCY RATE = (LTIs+FTLs) X 1,000,000 / MAN-HOURS
 DART INCIDENCE RATE = (LTIs+FTLs+RWCs) X 200,000 / MAN-HOURS
 DART FREQUENCY RATE = (LTIs+FTLs+RWCs) X 1,000,000 / MAN-HOURS
 RECORDABLE INCIDENCE RATE = RECORDABLES X 200,000 / MAN-HOURS
 RECORDABLE FREQUENCY RATE = RECORDABLES X 1,000,000 / MAN-HOURS

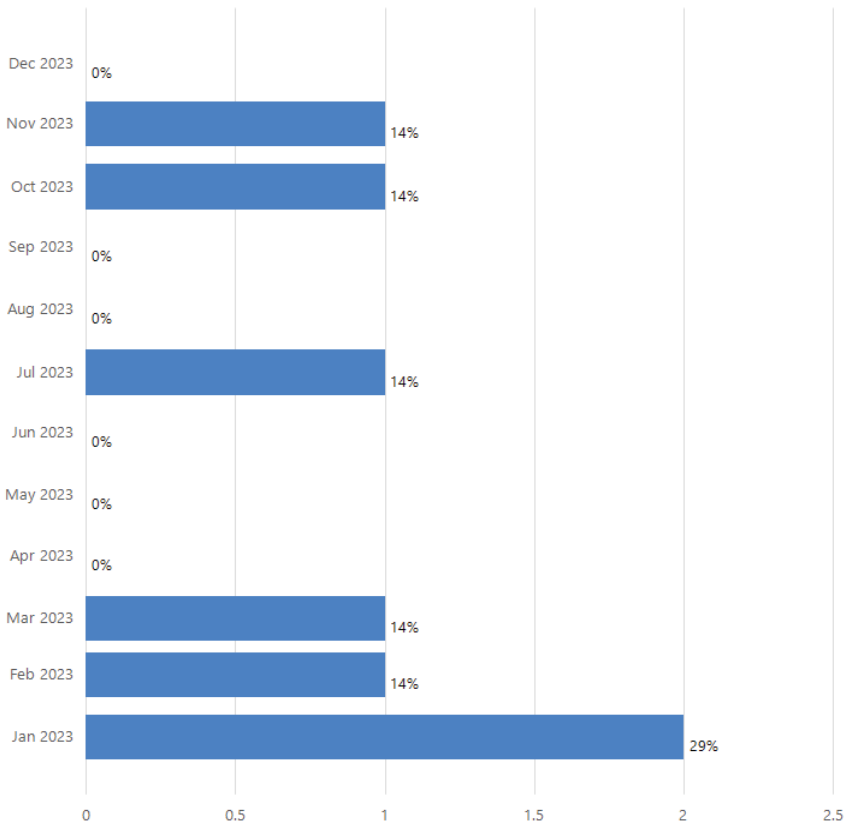
European Land Total Incidence Rates vs Man-hours (Figure 1)



IADC 2023 European Land Charts

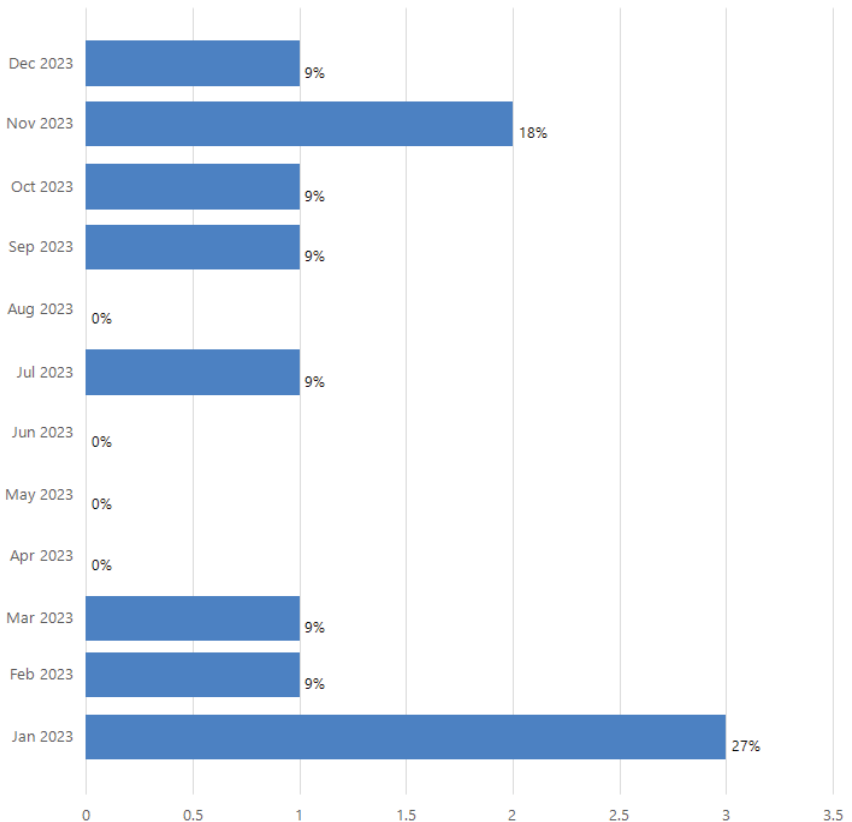
European Land Total Lost Time Incidents by Month (Chart 1)

Based on 7 Incidents



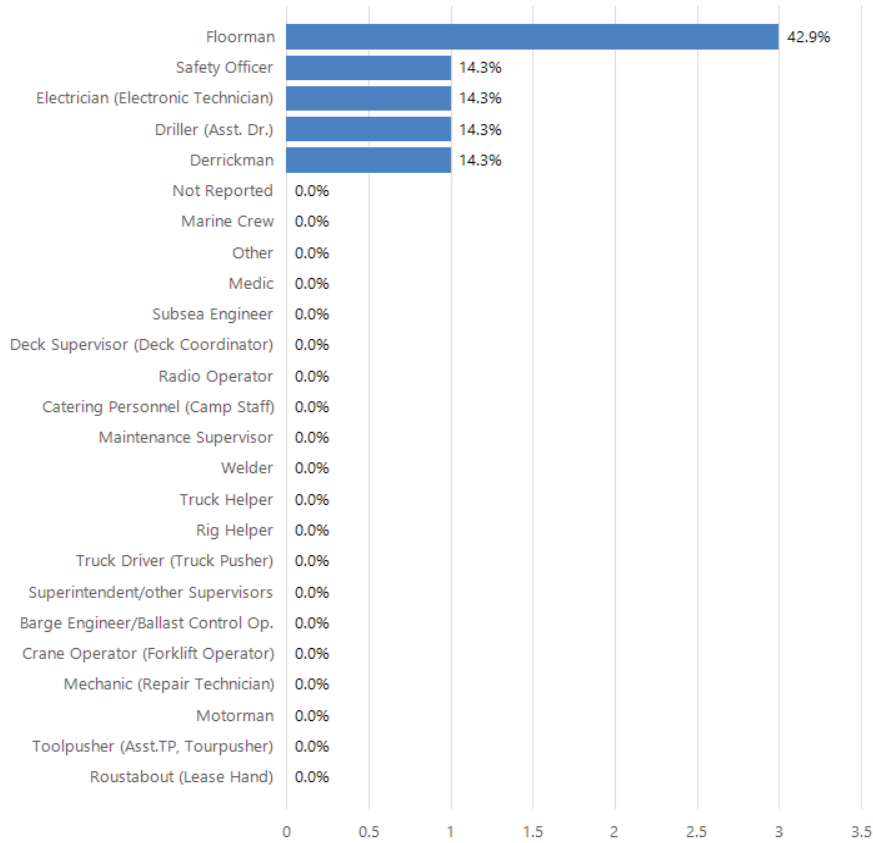
European Land Total Recordable Incidents by Month (Chart 2)

Based on 11 Incidents



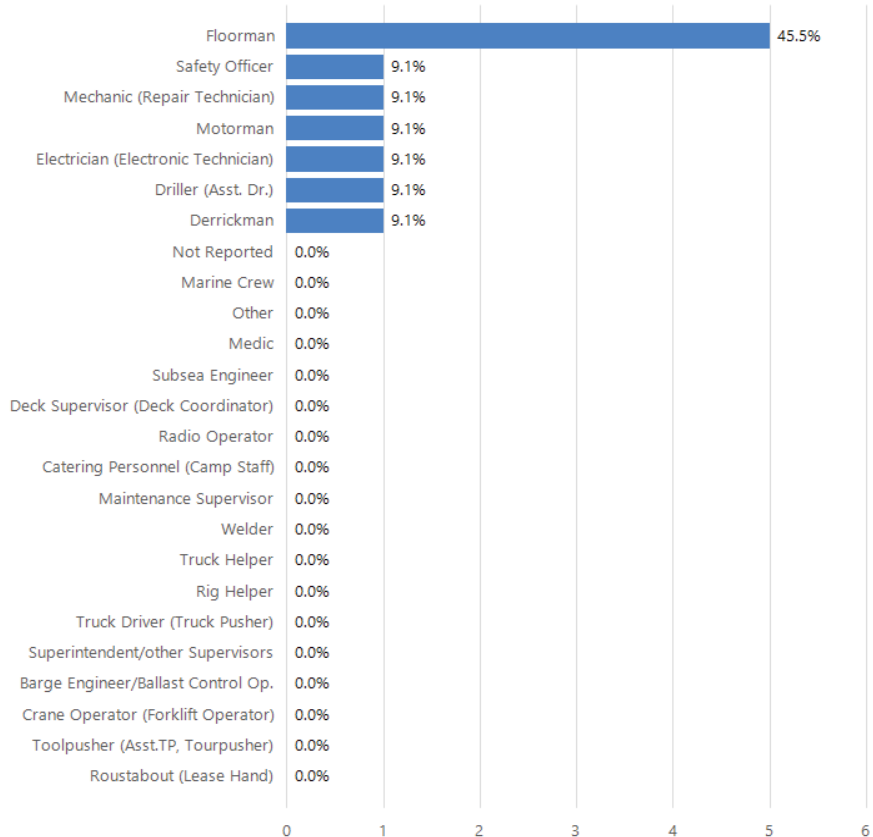
**European Land Total
Lost Time Incidents by
Occupation (Chart 3)**

Based on 7
Incidents



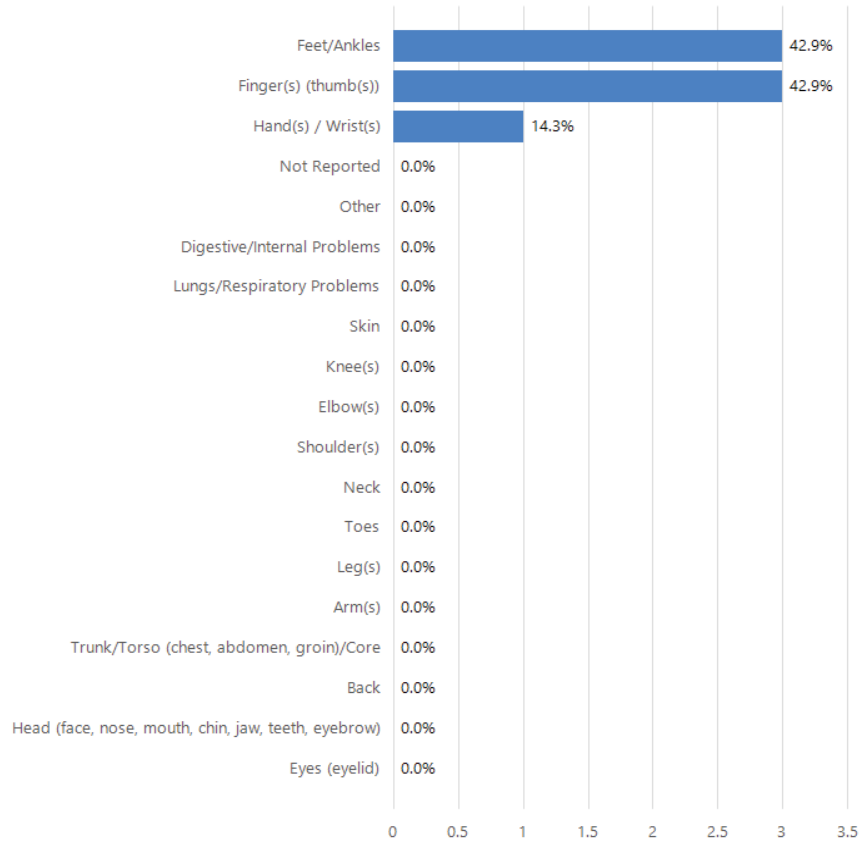
**European Land Total
Recordable Incidents by
Occupation (Chart 4)**

Based
on 11
Incidents



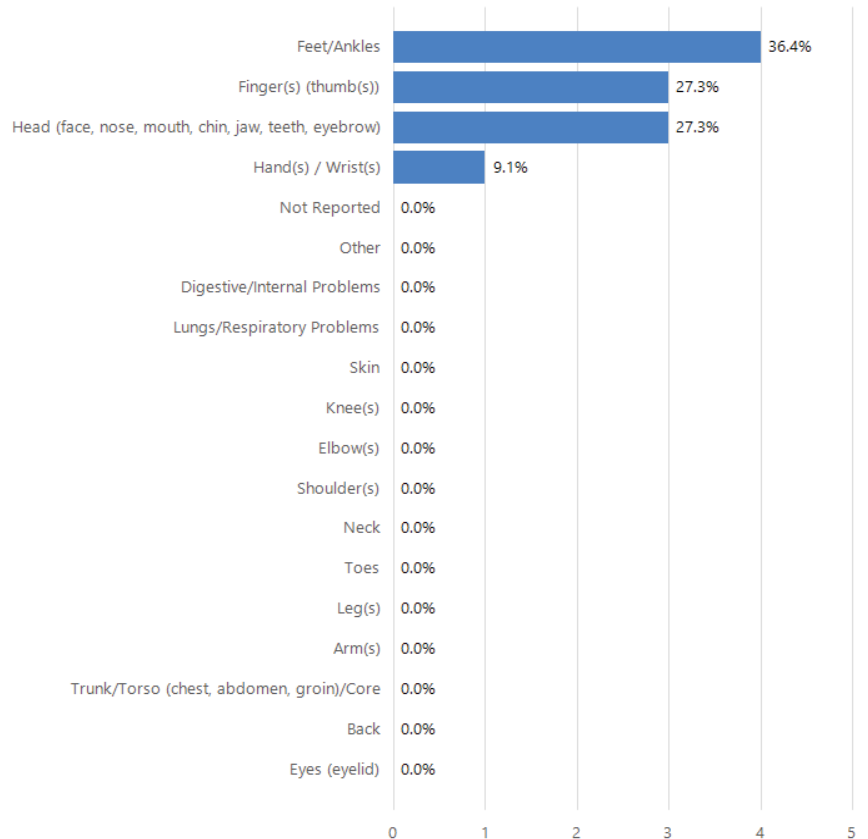
**European Land Total
Lost Time Incidents by
Body Part (Chart 5)**

Based on 7
Incidents



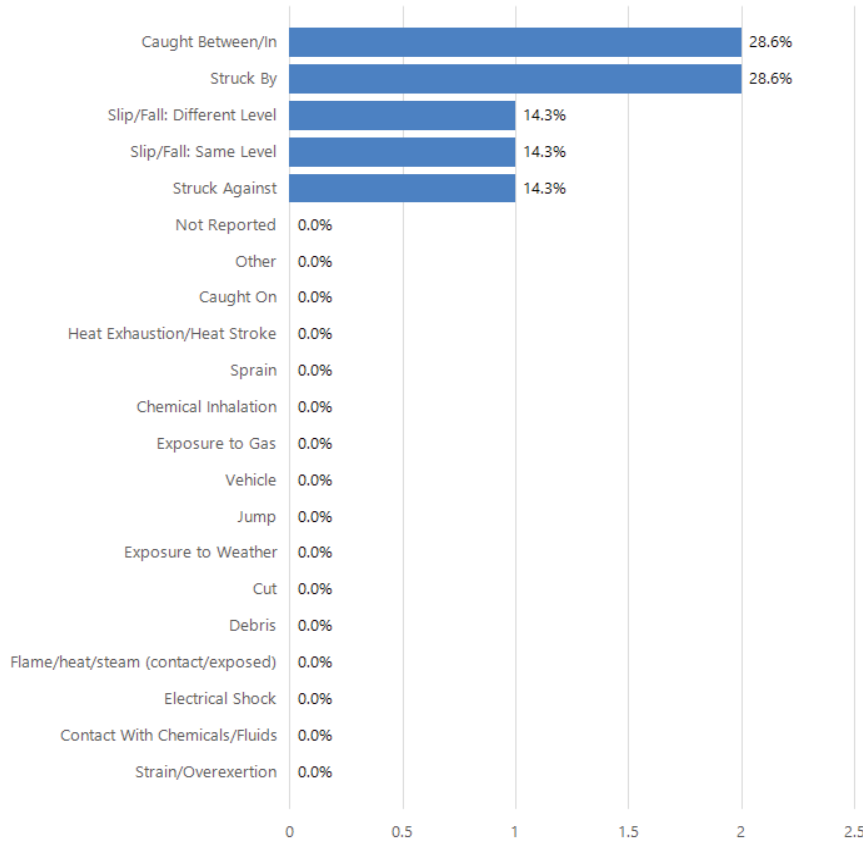
**European Land Total
Recordable Incidents by
Body Part (Chart 6)**

Based
on 11
Incidents



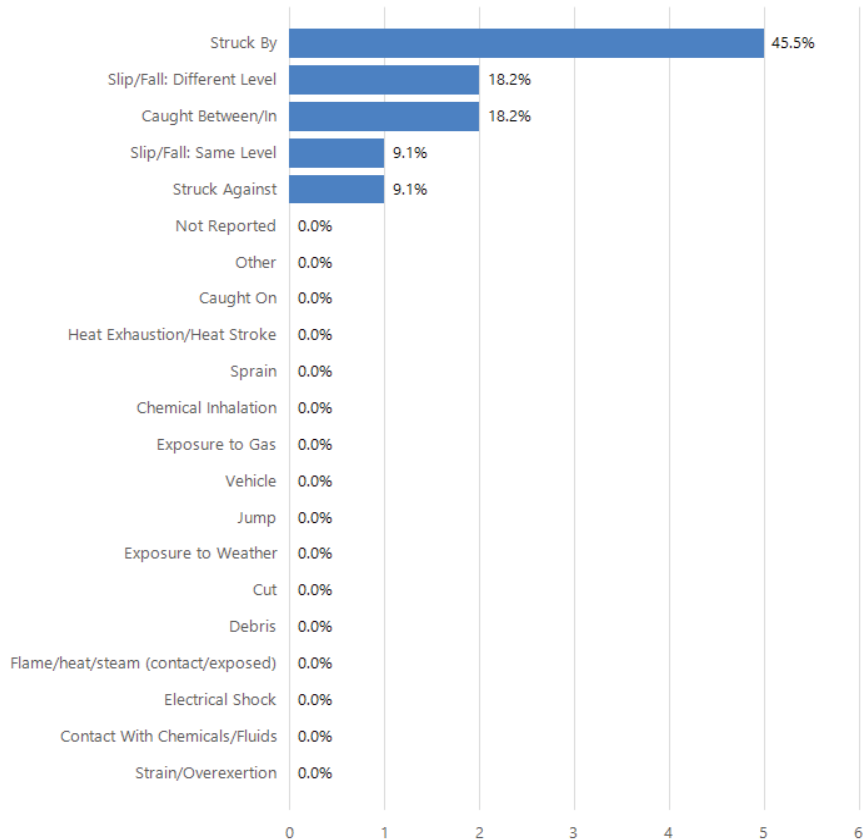
European Land Total Lost Time Incidents by Incident Type (Chart 7)

Based on 7 Incidents



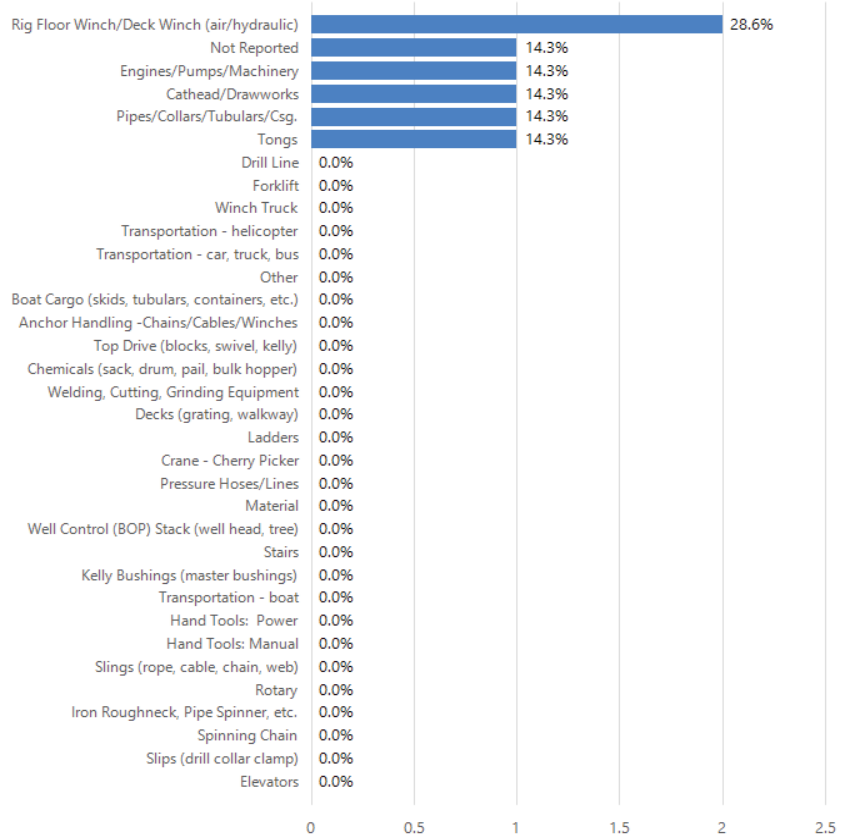
European Land Total Recordable Incidents by Incident Type (Chart 8)

Based on 11 Incidents



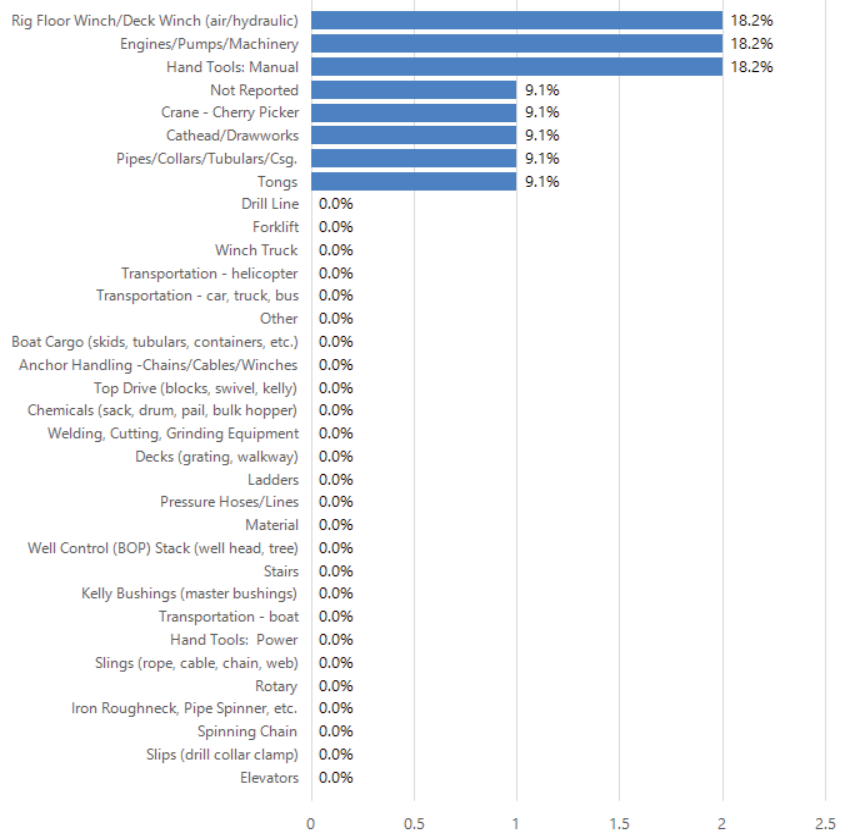
**European Land Total
Lost Time Incidents by
Equipment (Chart 9)**

Based on 7
Incidents



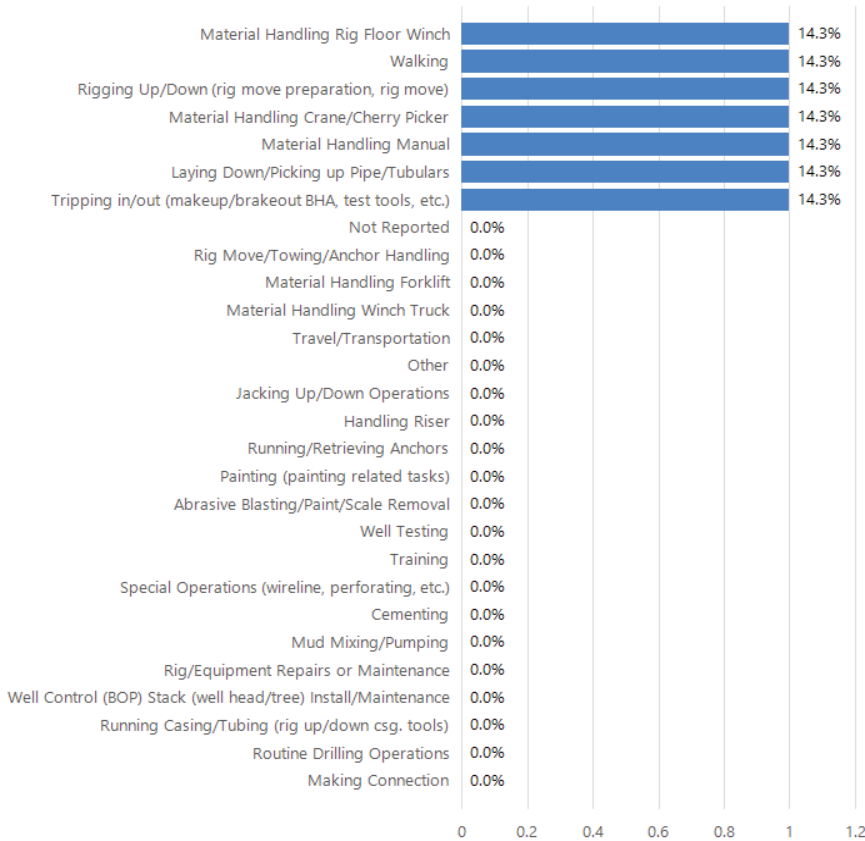
**European Land Total
Recordable Incidents by
Equipment (Chart 10)**

Based
on 11
Incidents



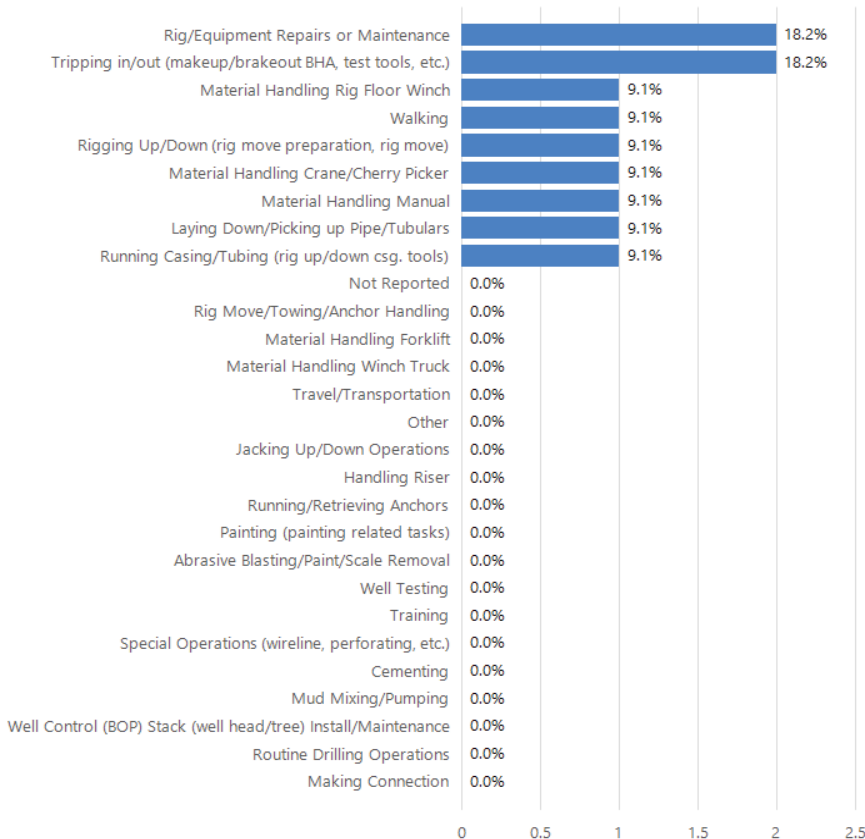
European Land Total Lost Time Incidents by Operation (Chart 11)

Based on 7 Incidents



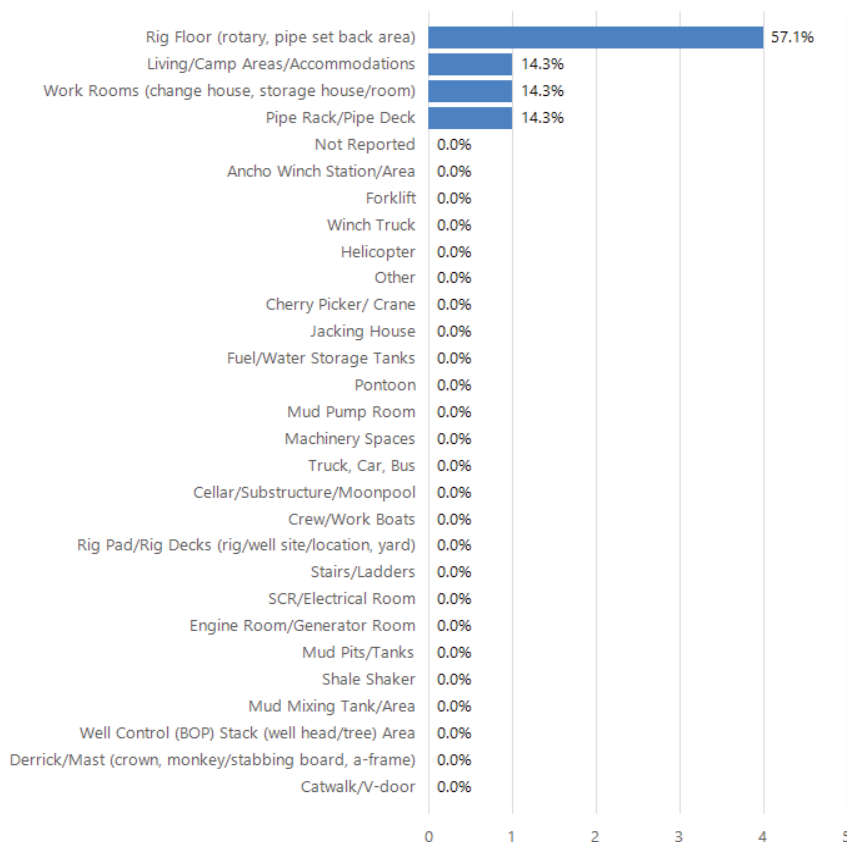
European Land Total Recordable Incidents by Operation (Chart 12)

Based on 11 Incidents



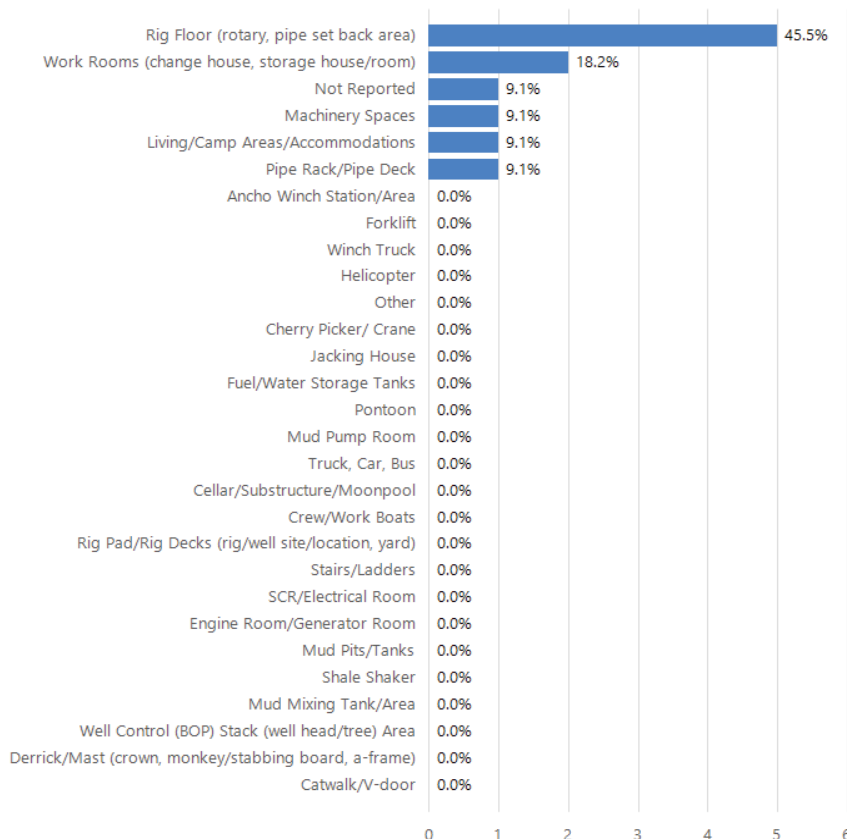
**European Land Total
Lost Time Incidents by
Location (Chart 13)**

Based on 7
Incidents



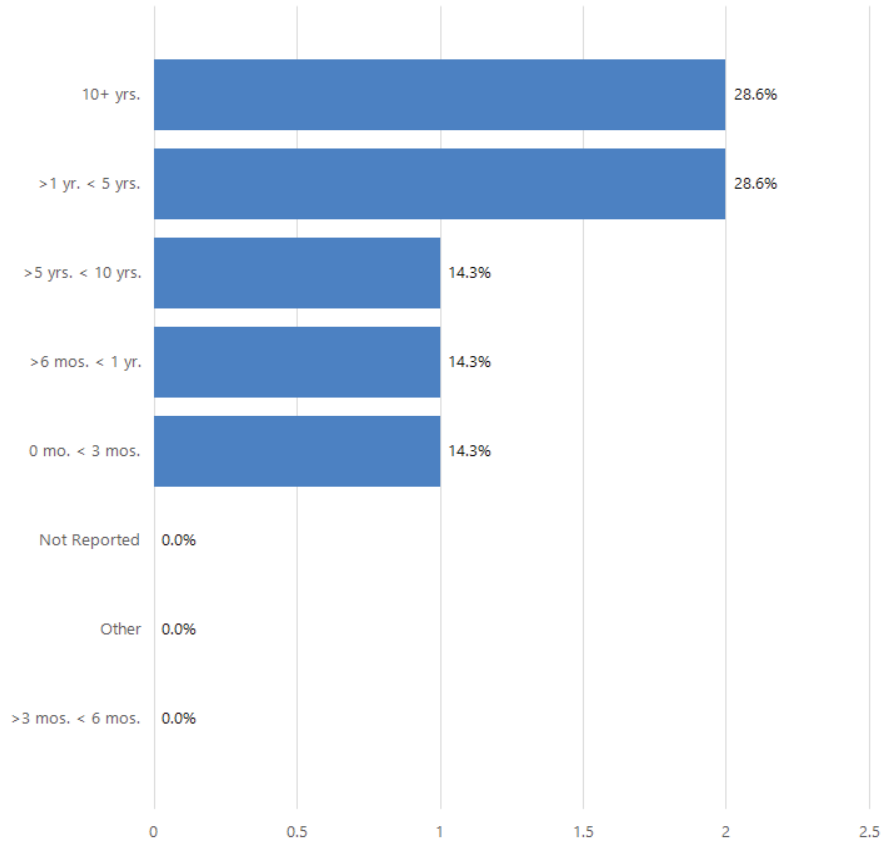
**European Land Total
Recordable Incidents by
Location (Chart 14)**

Based
on 11
Incidents



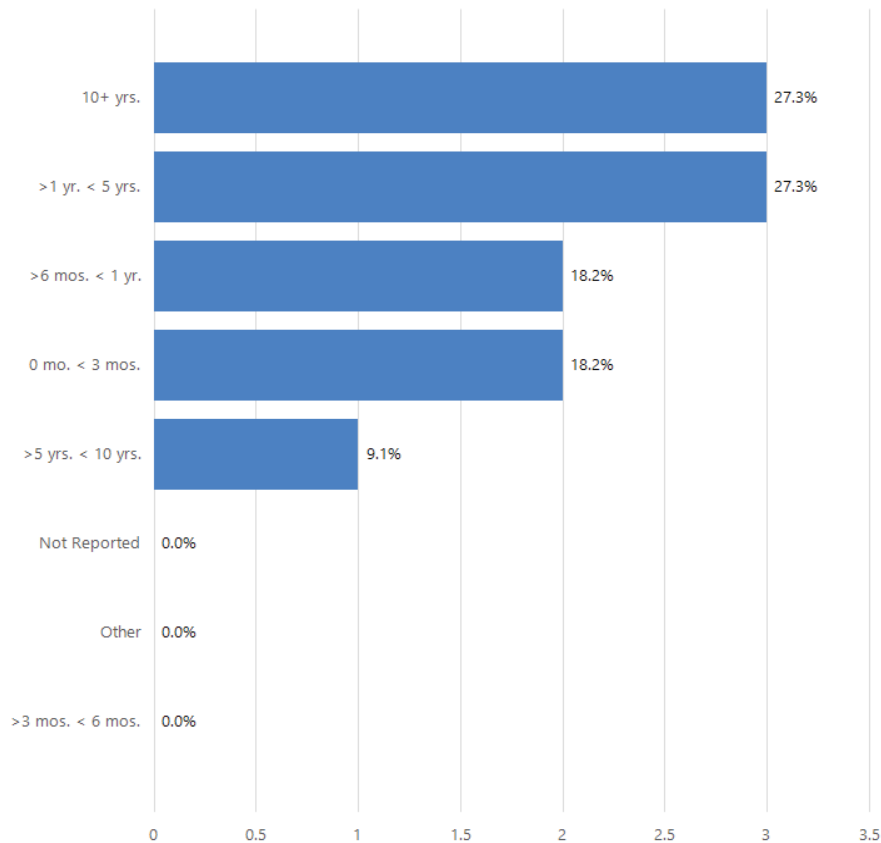
European Land Total Lost Time Incidents by Time in Service (Chart 15)

Based on 7 Incidents



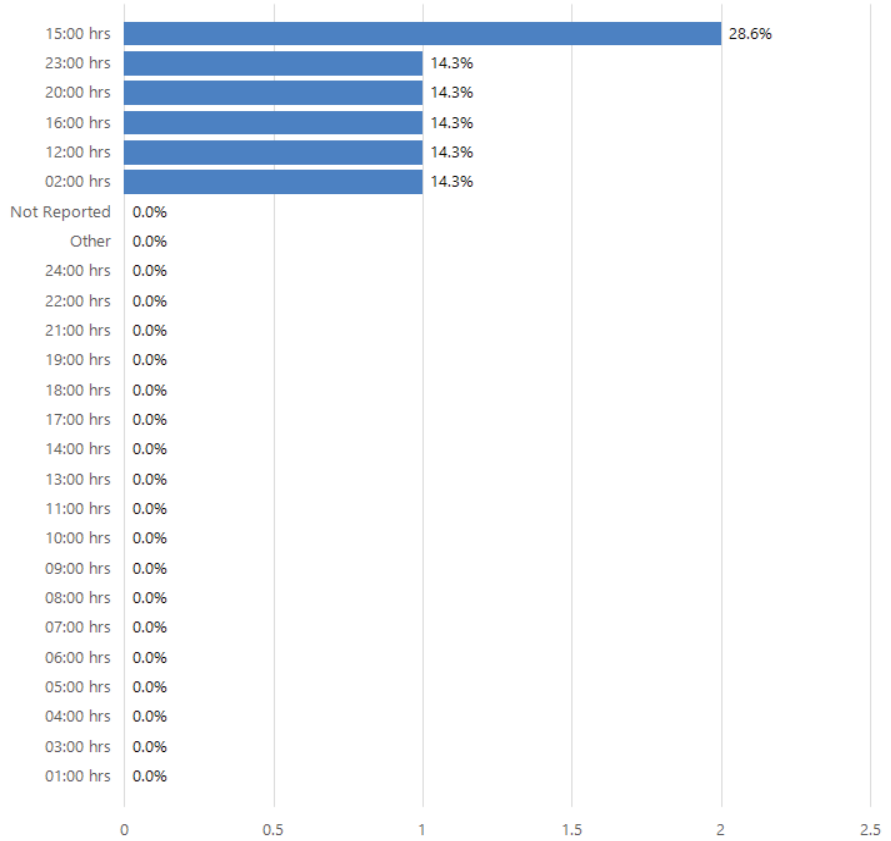
European Land Total Recordable Incidents by Time in Service (Chart 16)

Based on 11 Incidents



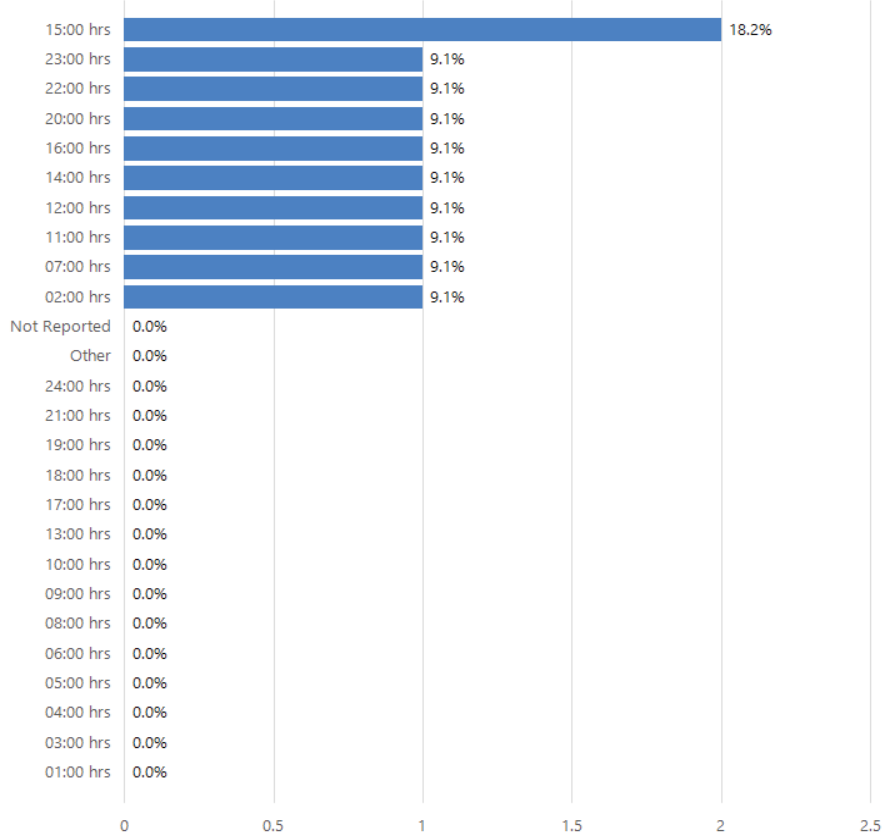
**European Land Total
Lost Time Incidents by
Time of Day (Chart 17)**

Based on 7
Incidents



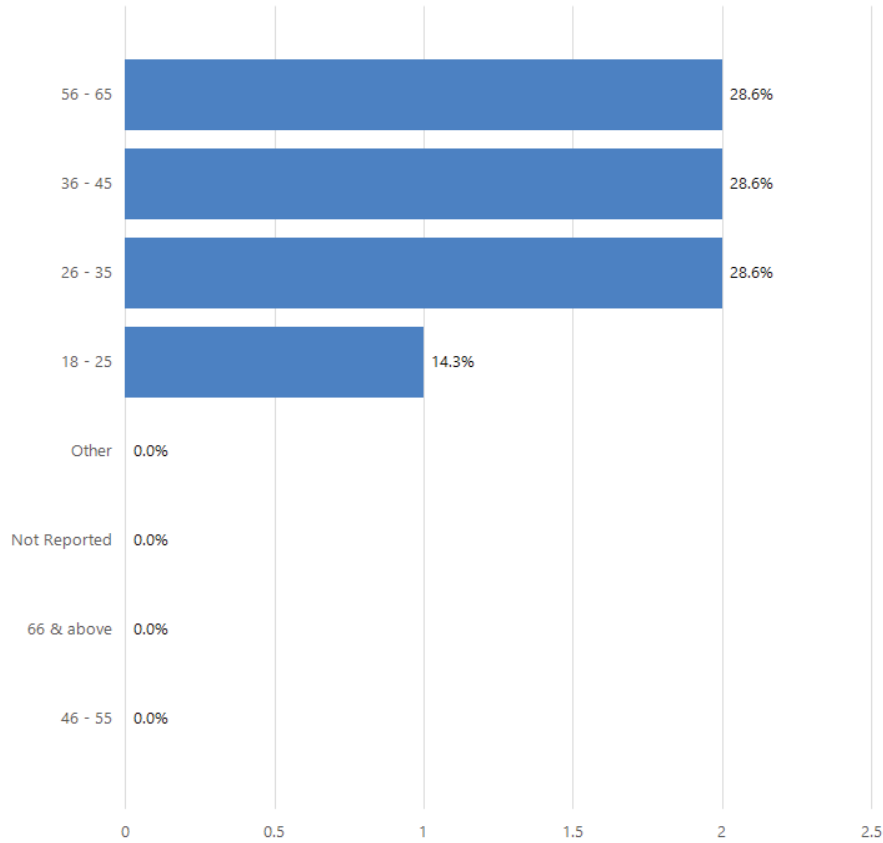
**European Land Total
Recordable Incidents by
Time of Day (Chart 18)**

Based
on 11
Incidents



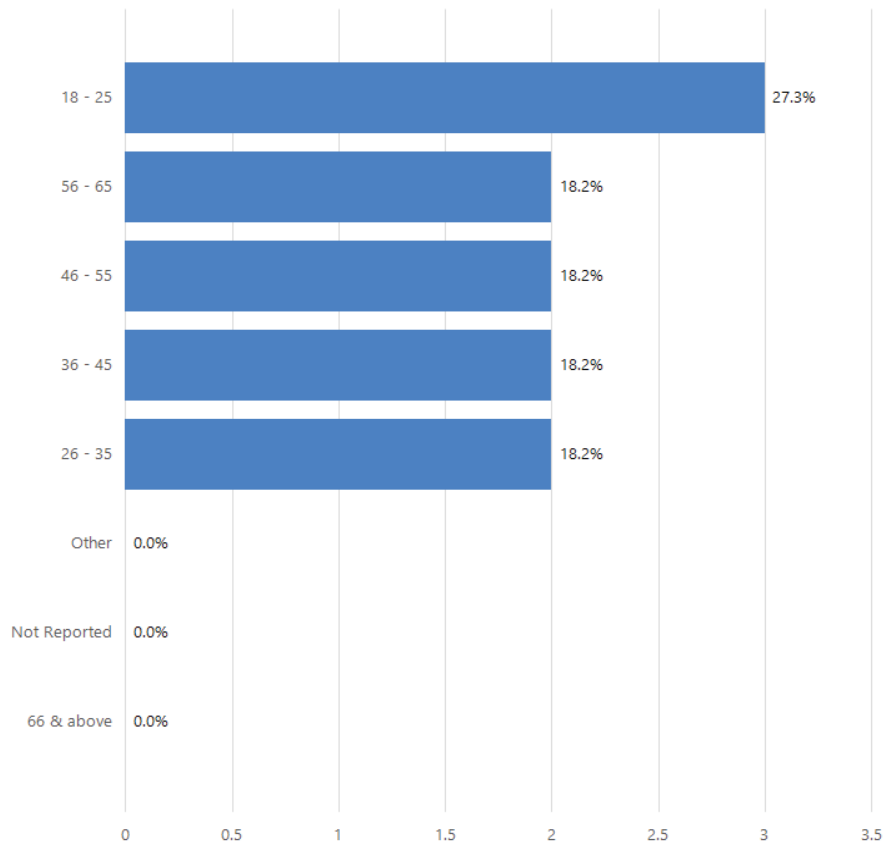
**European Land Total
Lost Time Incidents by
Age (Chart 19)**

Based on 7
Incidents



**European Land Total
Recordable Incidents
by Age (Chart 20)**

Based
on 11
Incidents



IADC 2023 European Land Participant Detail by Category (Table 2)

MANHOURS	MTOS	RWCS	LTIS	FTLS	RCRD	LTI INCD	LTI FREQ	MTO INCD	RWD INCD	DART INCD	DART FREQ	RCRD INCD	RCRD FREQ
1,574,680	0	0	0	0	0	0.00	0.00	0.00	0.00	0.00	0.00	0.00	0.00
1,213,516	0	0	4	0	4	0.00	0.00	0.66	3.30	0.66	3.30	0.66	3.30
655,678	1	0	1	0	2	0.31	0.00	0.31	1.53	0.31	1.53	0.61	3.05
653,111	2	1	2	0	5	0.61	0.31	0.61	3.06	0.92	4.59	1.53	7.66
113,274	0	0	0	0	0	0.00	0.00	0.00	0.00	0.00	0.00	0.00	0.00
3,371	0	0	0	0	0	0.00	0.00	0.00	0.00	0.00	0.00	0.00	0.00
4,213,630	3	1	7	0	11	0.14	0.05	0.33	1.66	0.38	1.90	0.52	2.61