



# IADC ISP Program 2023

SUMMARY OF  
OCCUPATIONAL INCIDENTS

*Issued 30 March 2024*

# CENTRAL AMERICA & CARIBBEAN Water Totals

# IADC ISP Program 2023: Summary of Occupational Incidents (Central America & Caribbean Water Totals)

## TABLE OF CONTENTS

*ISP 2023 Central America & Caribbean Water Totals (Table 1).* . . . . . 2  
     *Central America & Caribbean Water Total Incidence Rates vs Man-hours (Figure 1).* . . . . . 2

*IADC 2023 Central America & Caribbean Water Charts* . . . . . 3  
     *Central America & Caribbean Water Total Lost Time Incidents by Month (Chart 1)* . . . . . 3  
     *Central America & Caribbean Water Total Recordable Incidents by Month (Chart 2).* . . . . . 3  
     *Central America & Caribbean Water Total Lost Time Incidents by Occupation (Chart 3)* . . . . . 4  
     *Central America & Caribbean Water Total Recordable Incidents by Occupation (Chart 4)* . . . . . 4  
     *Central America & Caribbean Water Total Lost Time Incidents by Body Part (Chart 5)* . . . . . 5  
     *Central America & Caribbean Water Total Recordable Incidents by Body Part (Chart 6)* . . . . . 5  
     *Central America & Caribbean Water Total Lost Time Incidents by Incident Type (Chart 7)* . . . . . 6  
     *Central America & Caribbean Water Total Recordable Incidents by Incident Type (Chart 8)* . . . . . 6  
     *Central America & Caribbean Water Total Lost Time Incidents by Equipment (Chart 9)* . . . . . 7  
     *Central America & Caribbean Water Total Recordable Incidents by Equipment (Chart 10)* . . . . . 7  
     *Central America & Caribbean Water Total Lost Time Incidents by Operation (Chart 11).* . . . . . 8  
     *Central America & Caribbean Water Total Recordable Incidents by Operation (Chart 12).* . . . . . 8  
     *Central America & Caribbean Water Total Lost Time Incidents by Location (Chart 13).* . . . . . 9  
     *Central America & Caribbean Water Total Recordable Incidents by Location (Chart 14).* . . . . . 9  
     *Central America & Caribbean Water Total Lost Time Incidents by Time in Service (Chart 15)* . . . . . 10  
     *Central America & Caribbean Water Total Recordable Incidents by Time in Service (Chart 16)* . . . . . 10  
     *Central America & Caribbean Water Total Lost Time Incidents by Time of Day (Chart 17)* . . . . . 11  
     *Central America & Caribbean Water Total Recordable Incidents by Time of Day (Chart 18)* . . . . . 11  
     *Central America & Caribbean Water Total Lost Time Incidents by Age (Chart 19)* . . . . . 12  
     *Central America & Caribbean Water Total Recordable Incidents by Age (Chart 20)* . . . . . 12

*IADC 2023 Central America & Caribbean Water Participant Detail by Category (Table 2)* . . . . . 13

IADC ISP Program 2023  
 Issued 30 March 2024

International Association of Drilling Contractors  
 3657 Briarpark Drive #200  
 Houston, Texas 77042, USA

Copyright © 2024 International Association of Drilling Contractors (IADC), Houston, Texas USA.  
 All rights reserved. No part of this publication may be reproduced or transmitted in any form, whether printed or electronic, without the prior written permission of the publisher.

## ISP 2023 Central America & Caribbean Water Totals (Table 1)

|                                   | TOTAL     |
|-----------------------------------|-----------|
| TOTAL MAN-HOURS                   | 5,718,072 |
| TOTAL MEDICAL TREATMENT INCIDENTS | 5         |
| TOTAL RESTRICTED WORK INCIDENTS   | 3         |
| TOTAL LOST TIME INCIDENTS         | 6         |
| TOTAL FATALITIES                  | 0         |
| TOTAL RECORDABLES                 | 14        |
| MTO INCIDENCE RATE                | 0.17      |
| RWC INCIDENCE RATE                | 0.10      |
| LTI INCIDENCE RATE                | 0.21      |
| LTI FREQUENCY RATE                | 1.05      |
| DART INCIDENCE RATE               | 0.31      |
| DART FREQUENCY RATE               | 1.57      |
| RECORDABLE INCIDENCE RATE         | 0.49      |
| RECORDABLE FREQUENCY RATE         | 2.45      |

### Companies Reporting: Water - 7

MEDICAL TREATMENT INCIDENCE RATE = MTOs X 200,000 / MAN-HOURS (LTIs NOT INCLUDED)

RESTRICTED WORK INCIDENCE RATE = RWCs X 200,000 / MAN-HOURS (LTIs NOT INCLUDED)

LOST TIME INCIDENCE RATE = (LTIs+FTLs) X 200,000 / MAN-HOURS

LOST TIME FREQUENCY RATE = (LTIs+FTLs) X 1,000,000 / MAN-HOURS

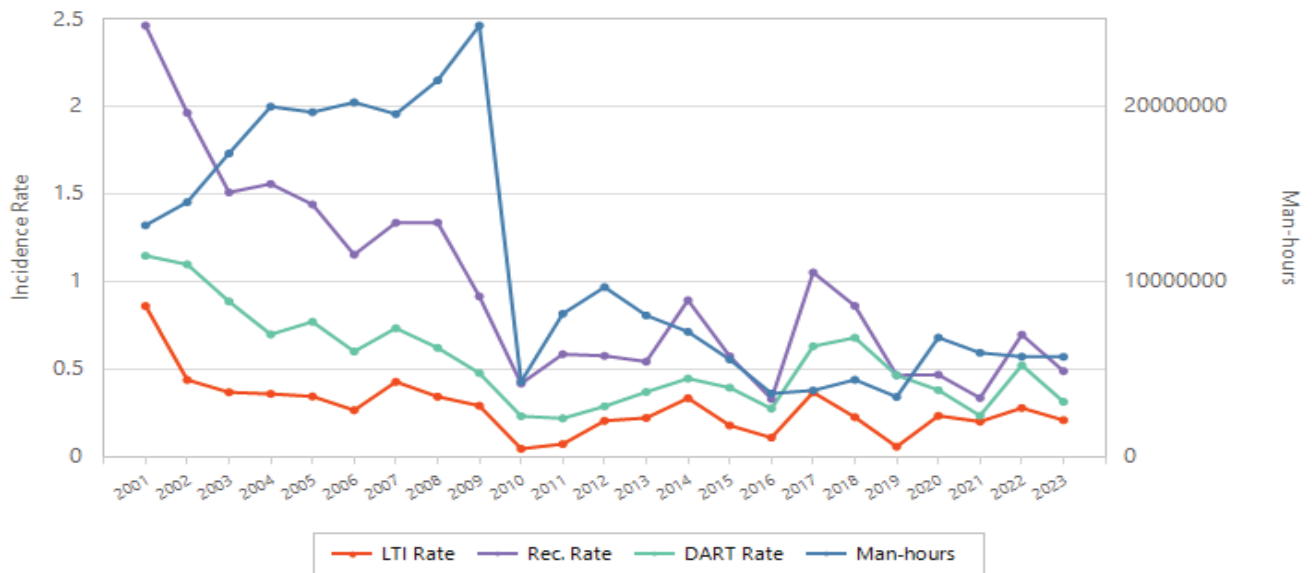
DART INCIDENCE RATE = (LTIs+FTLs+RWCs) X 200,000 / MAN-HOURS

DART INCIDENCE RATE = (LTIs+FTLs+RWCs) X 1,000,000 / MAN-HOURS

RECORDABLE INCIDENCE RATE = RECORDABLES X 200,000 / MAN-HOURS

RECORDABLE FREQUENCY RATE = RECORDABLES X 1,000,000 / MAN-HOURS

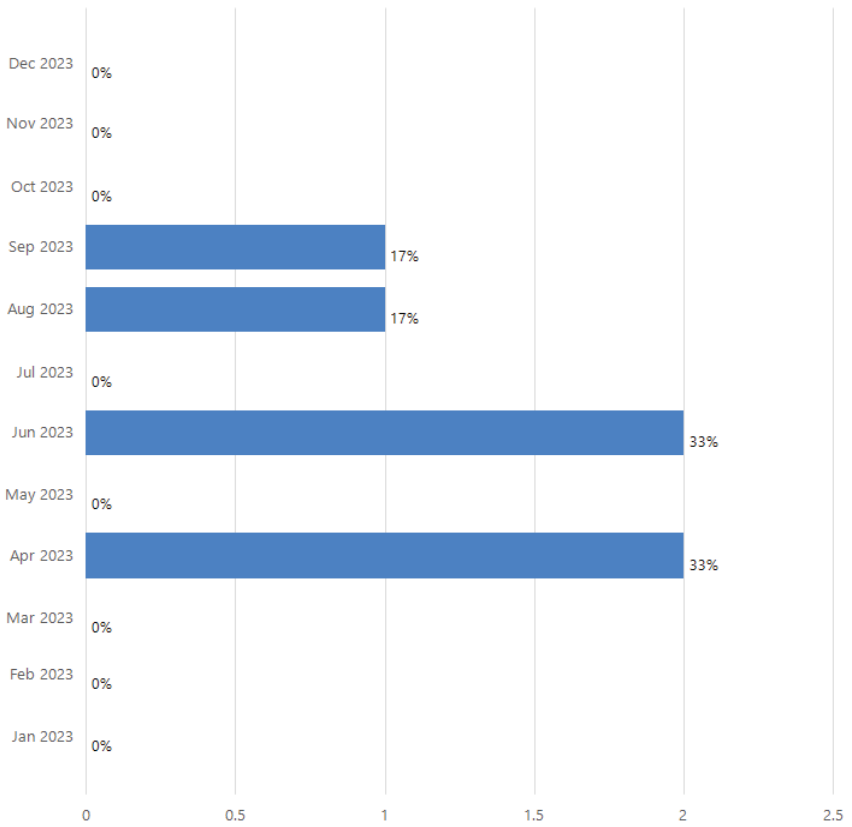
Central America & Caribbean Water Total Incidence Rates vs Man-hours (Figure 1)



## IADC 2023 Central America & Caribbean Water Charts

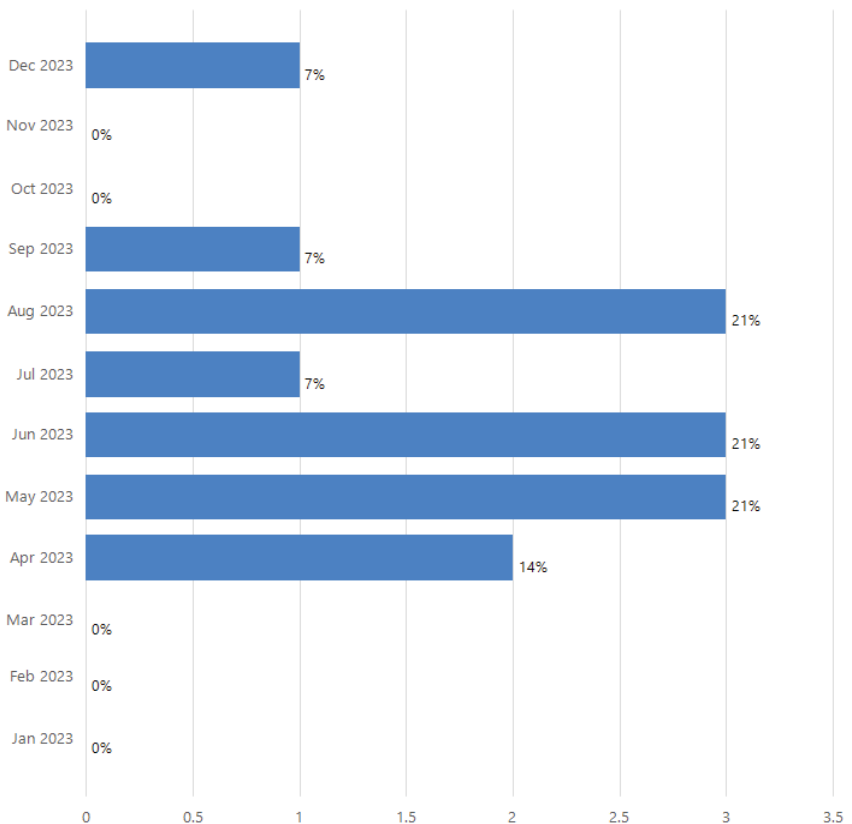
### Central America & Caribbean Water Total Lost Time Incidents by Month (Chart 1)

Based on 6 Incidents



### Central America & Caribbean Water Total Recordable Incidents by Month (Chart 2)

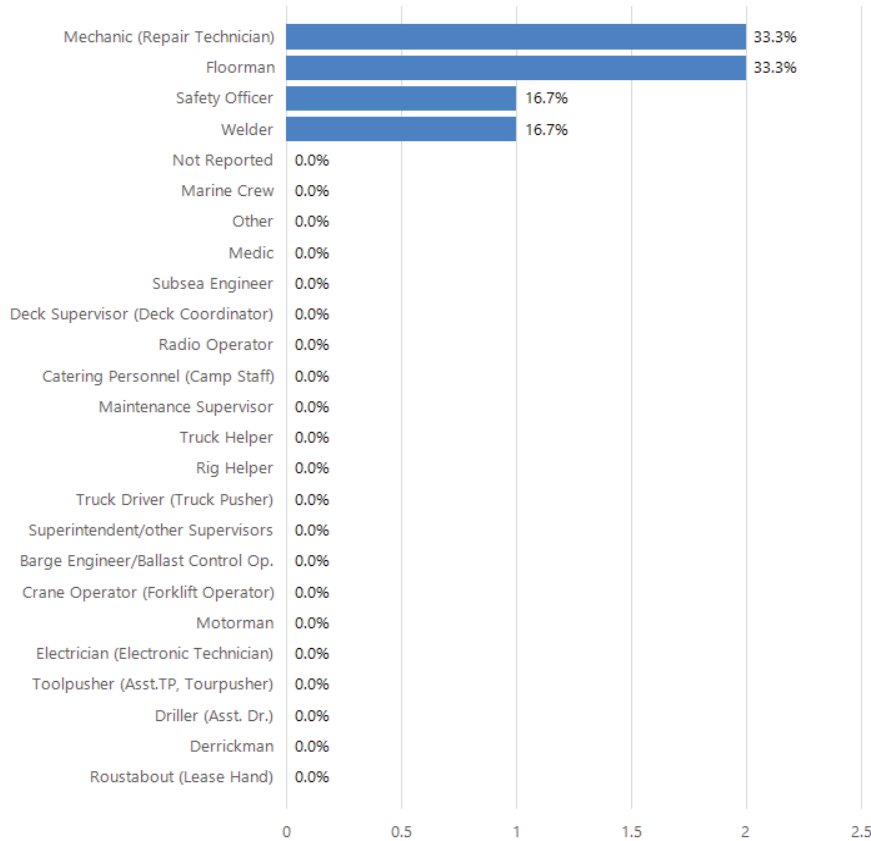
Based on 14 Incidents



# SUMMARY OF OCCUPATIONAL INCIDENTS

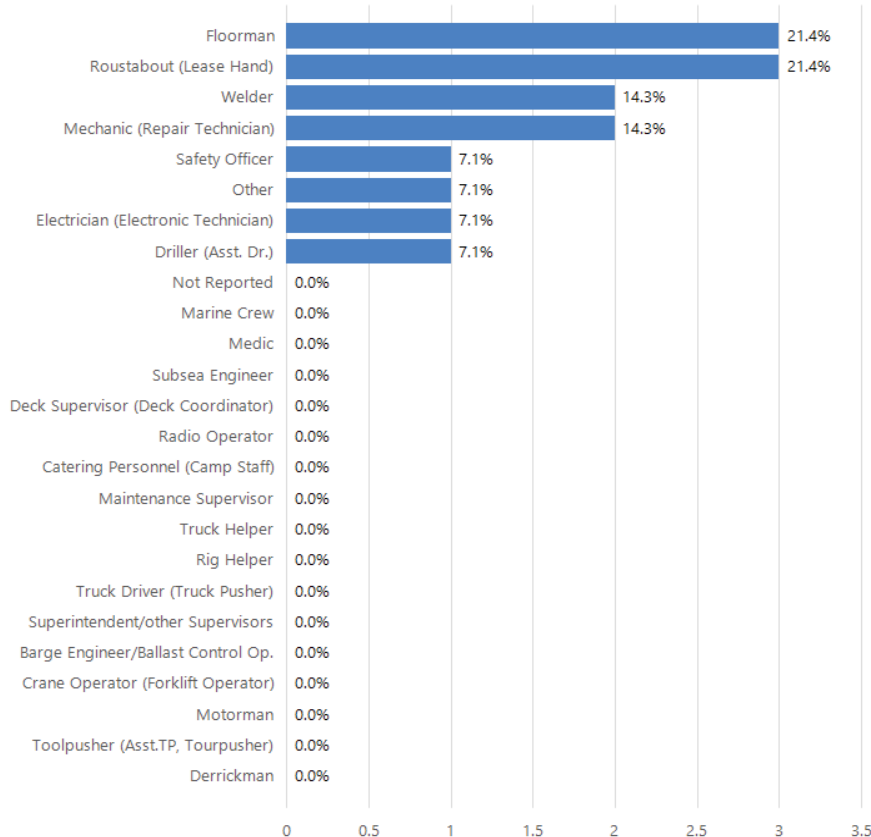
**Central America & Caribbean  
Water Total Lost Time  
Incidents by Occupation  
(Chart 3)**

Based on 6  
Incidents



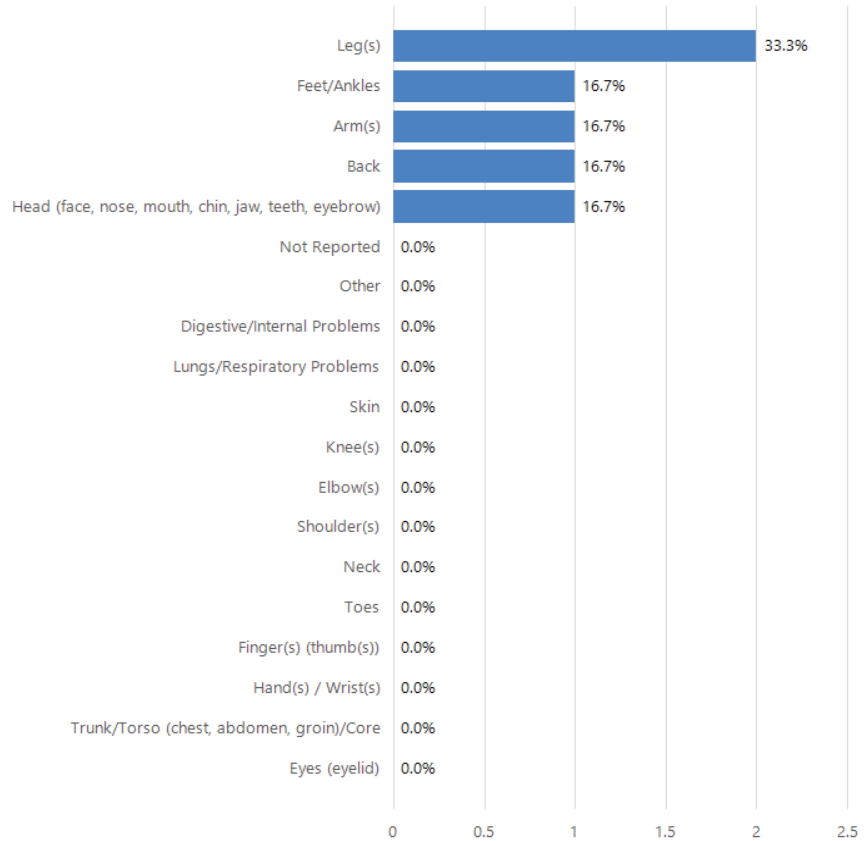
**Central America & Caribbean  
Water Total Recordable  
Incidents by Occupation  
(Chart 4)**

Based  
on 14  
Incidents



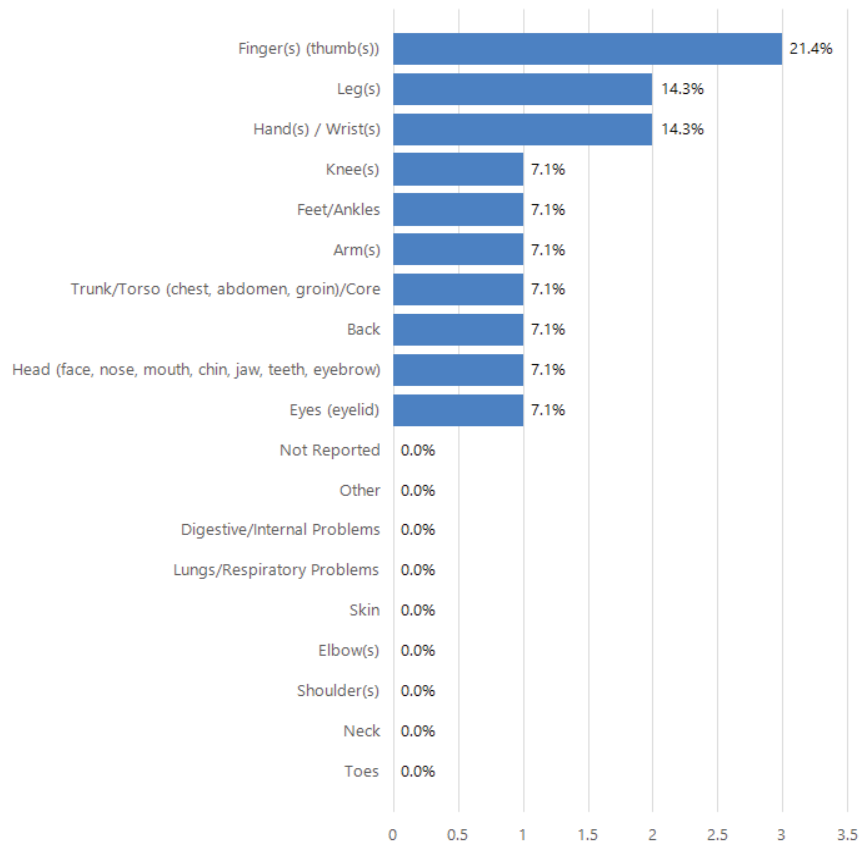
**Central America & Caribbean Water Total Lost Time Incidents by Body Part (Chart 5)**

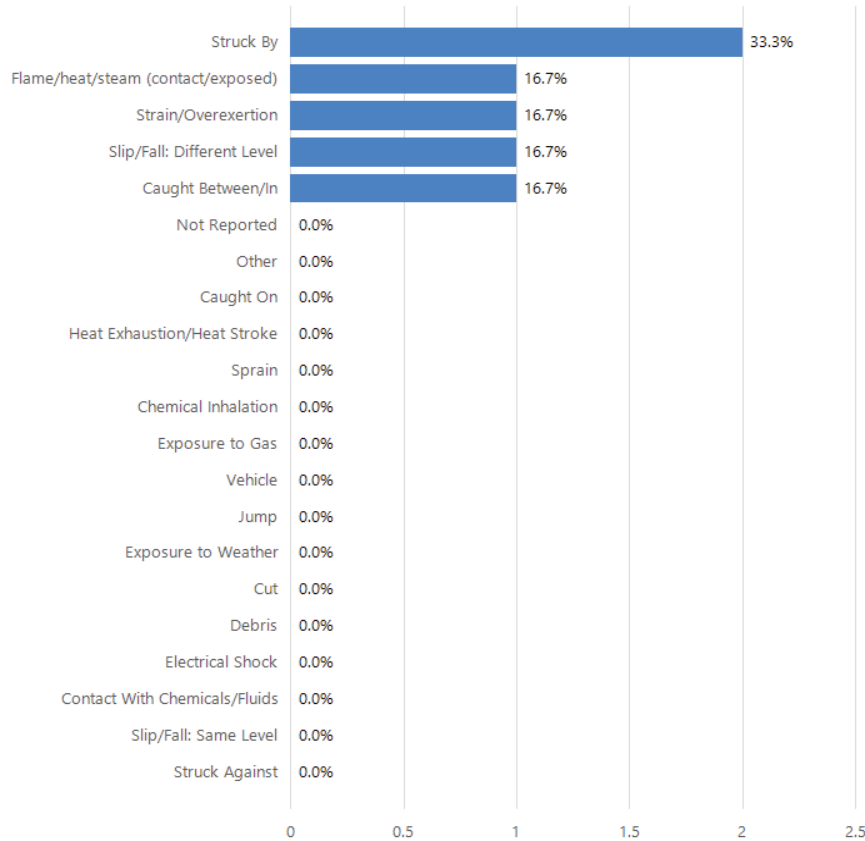
Based on 6 Incidents



**Central America & Caribbean Water Total Recordable Incidents by Body Part (Chart 6)**

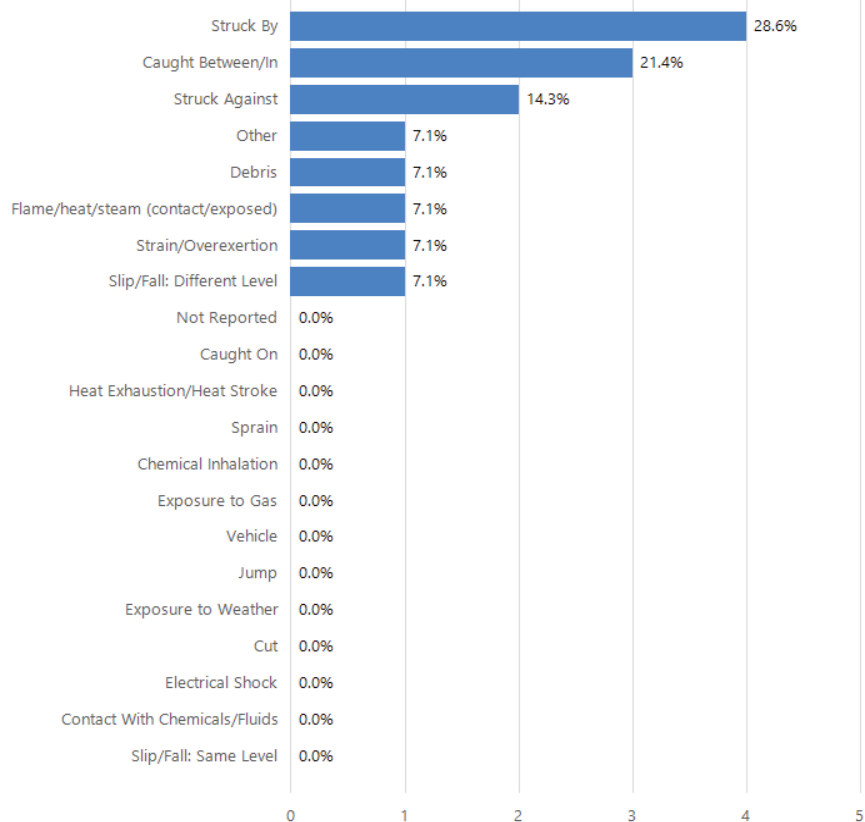
Based on 14 Incidents





**Central America & Caribbean  
Water Total Lost Time  
Incidents by Incident Type  
(Chart 7)**

Based on 6  
Incidents

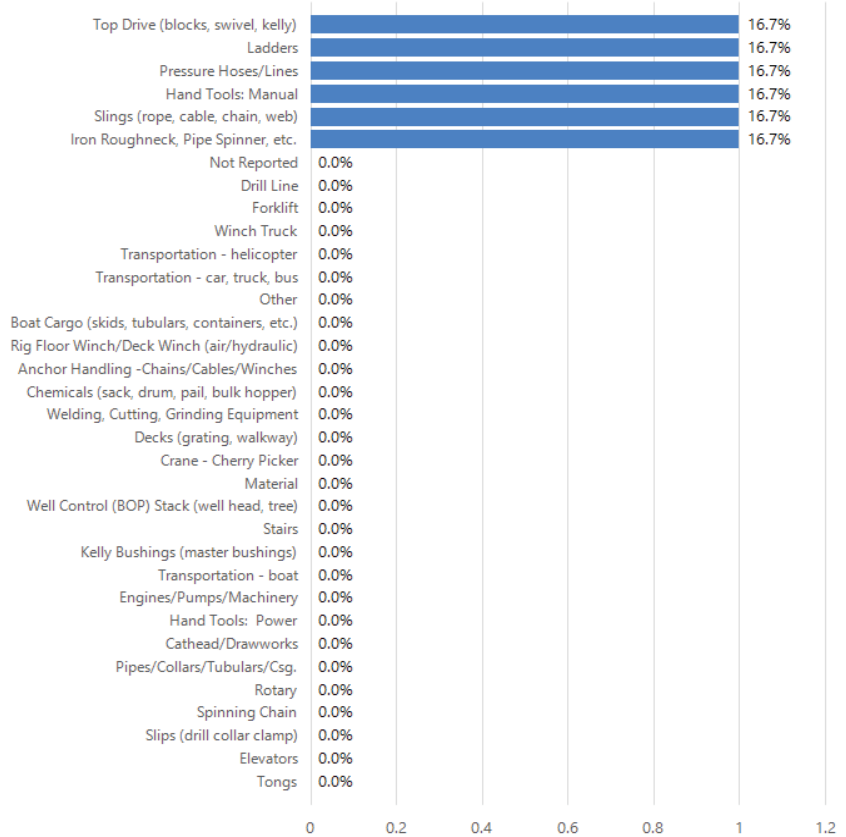


**Central America & Caribbean  
Water Total Recordable  
Incidents by Incident Type  
(Chart 8)**

Based  
on 14  
Incidents

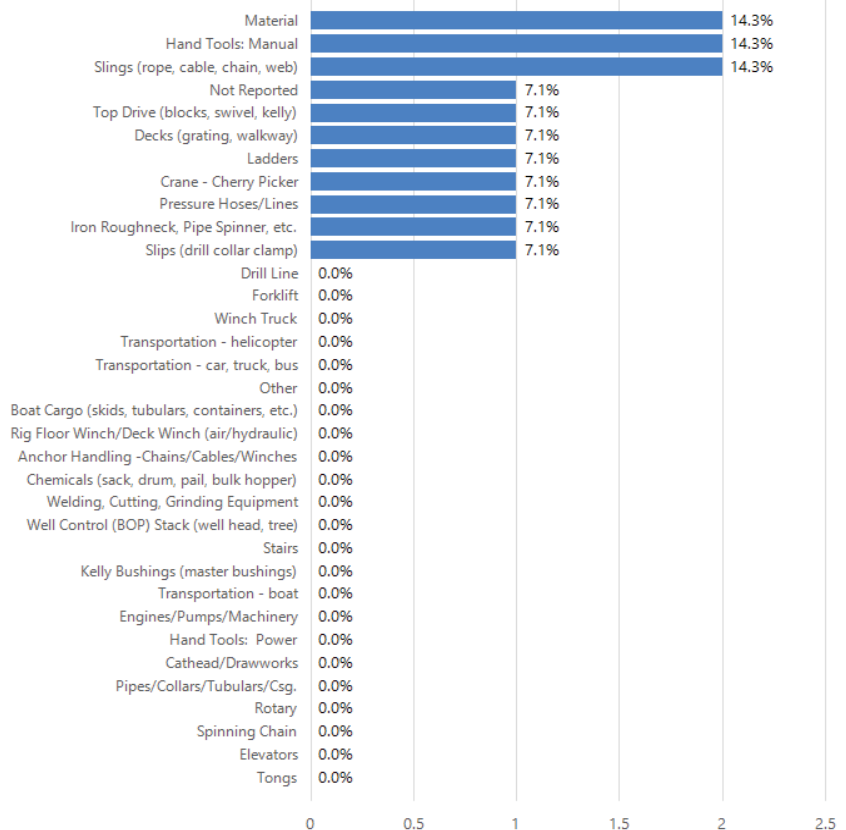
**Central America & Caribbean Water Total Lost Time Incidents by Equipment (Chart 9)**

Based on 6 Incidents



**Central America & Caribbean Water Total Recordable Incidents by Equipment (Chart 10)**

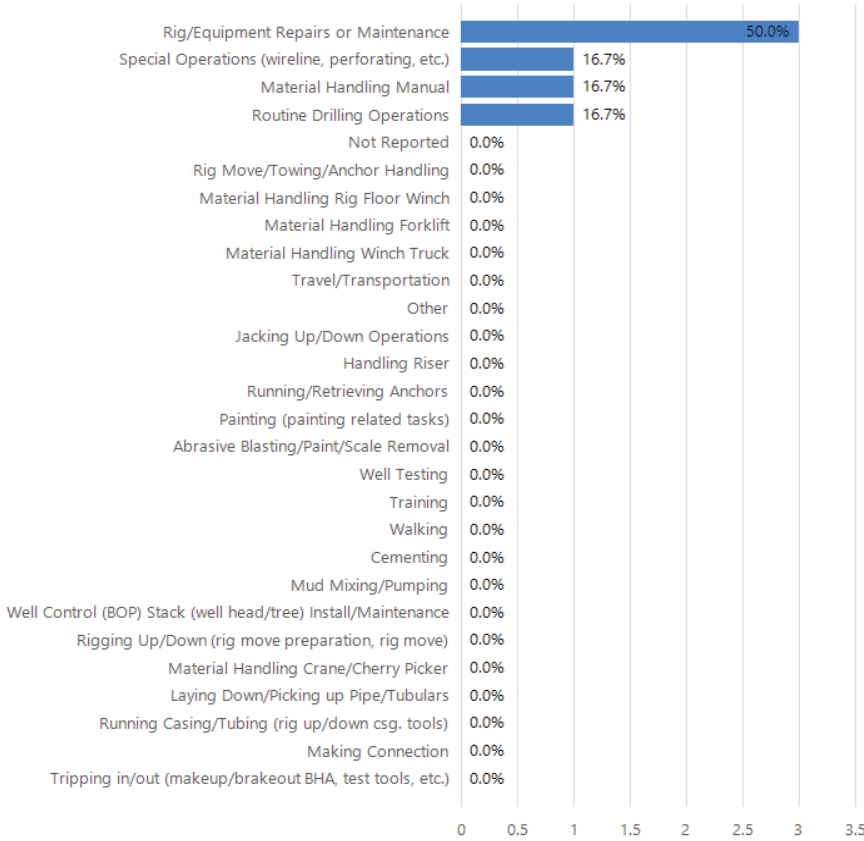
Based on 14 Incidents





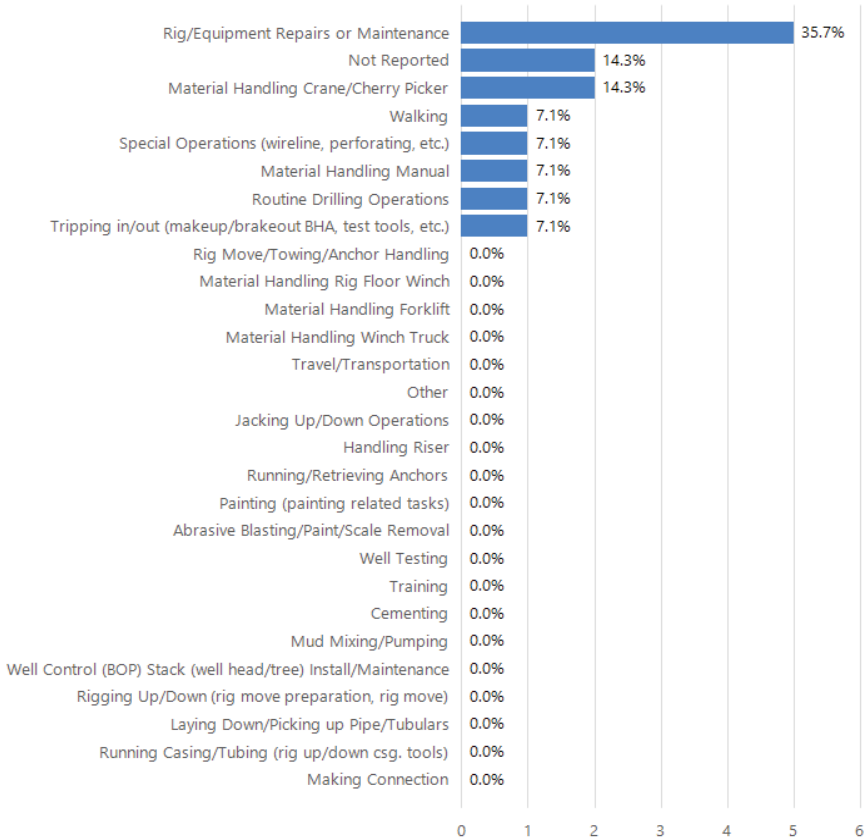
**Central America & Caribbean  
Water Total Lost Time  
Incidents by Operation  
(Chart 11)**

Based on 6  
Incidents



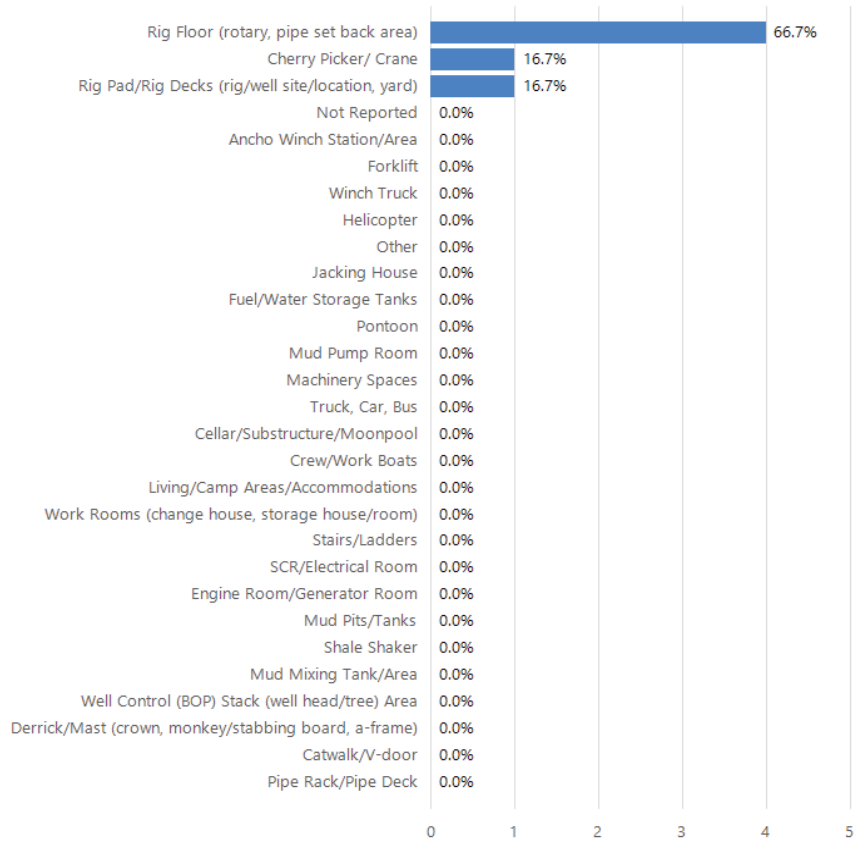
**Central America & Caribbean  
Water Total Recordable  
Incidents by Operation  
(Chart 12)**

Based  
on 14  
Incidents



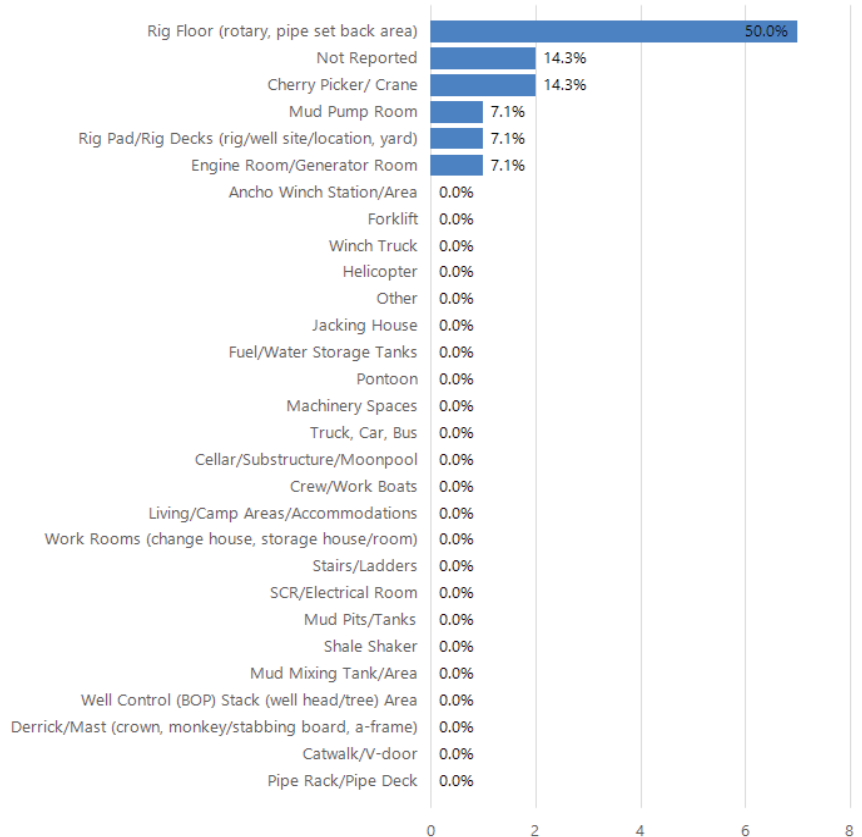
**Central America & Caribbean Water Total Lost Time Incidents by Location (Chart 13)**

Based on 6 Incidents



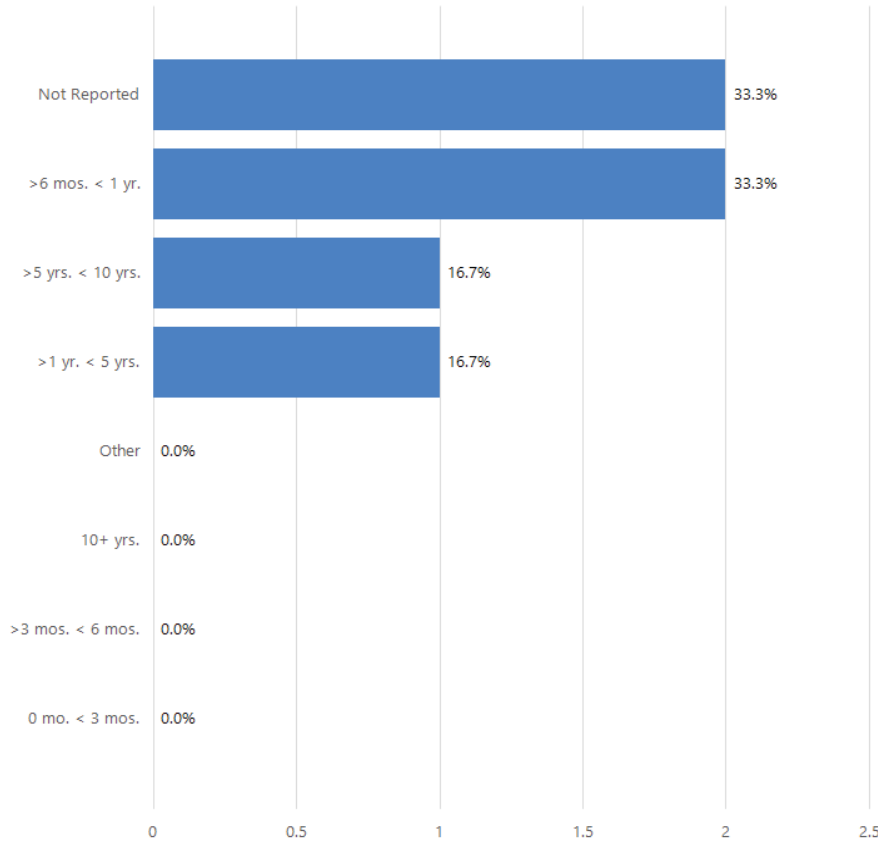
**Central America & Caribbean Water Total Recordable Incidents by Location (Chart 14)**

Based on 14 Incidents



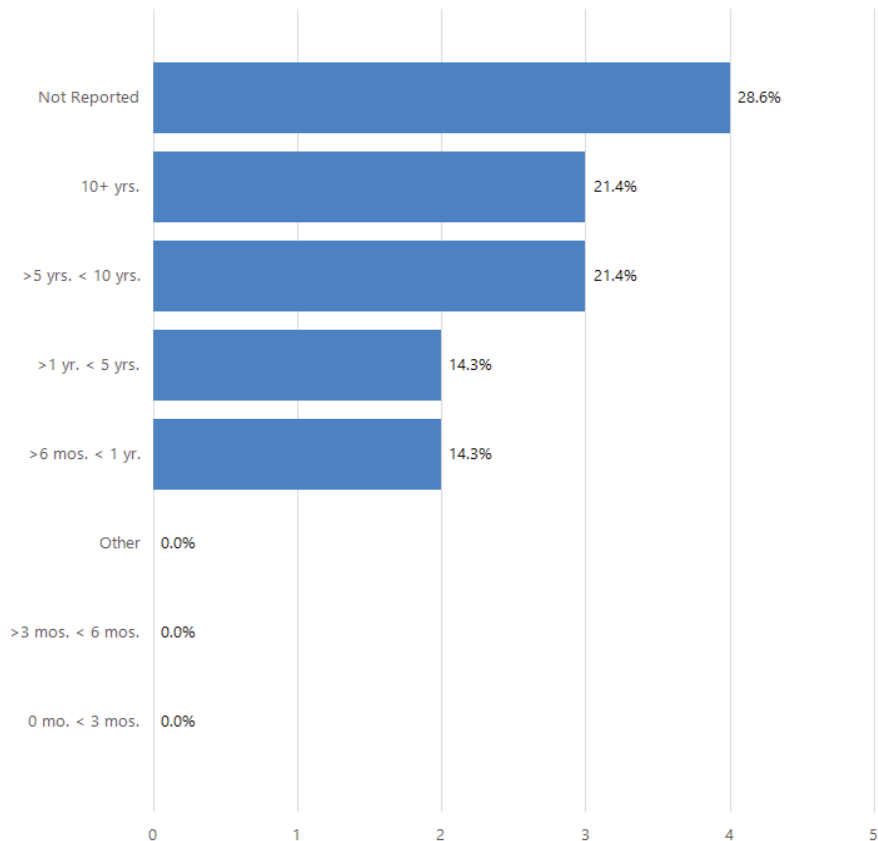
**Central America & Caribbean  
Water Total Lost Time  
Incidents by Time in Service  
(Chart 15)**

Based on 6  
Incidents



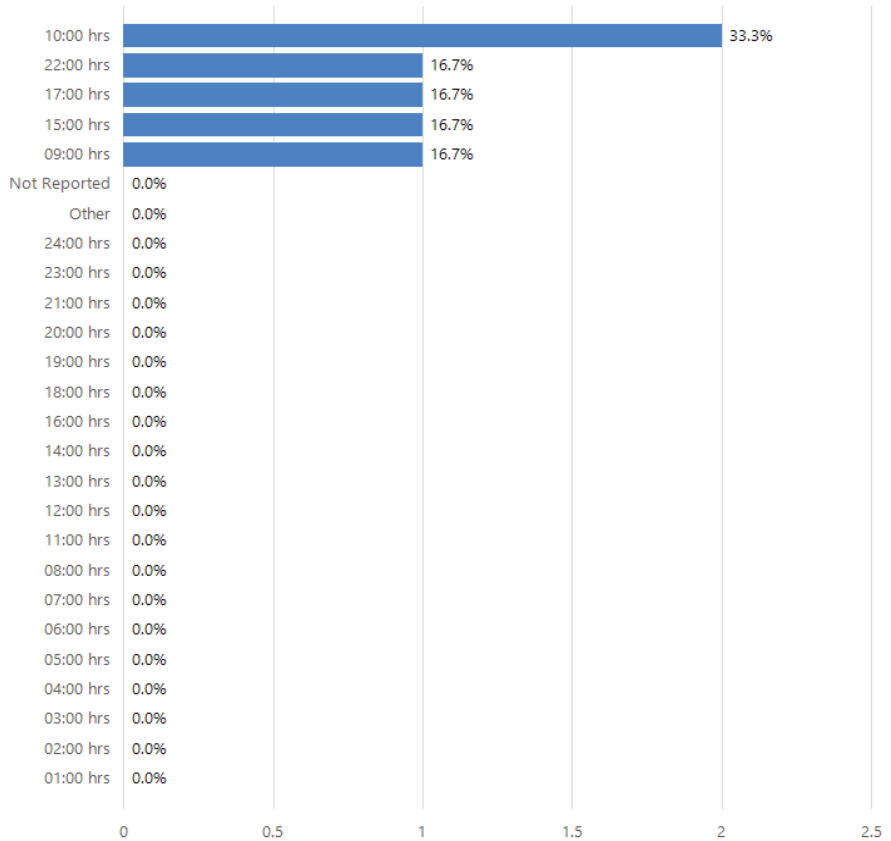
**Central America & Caribbean  
Water Total Recordable  
Incidents by Time in Service  
(Chart 16)**

Based  
on 14  
Incidents



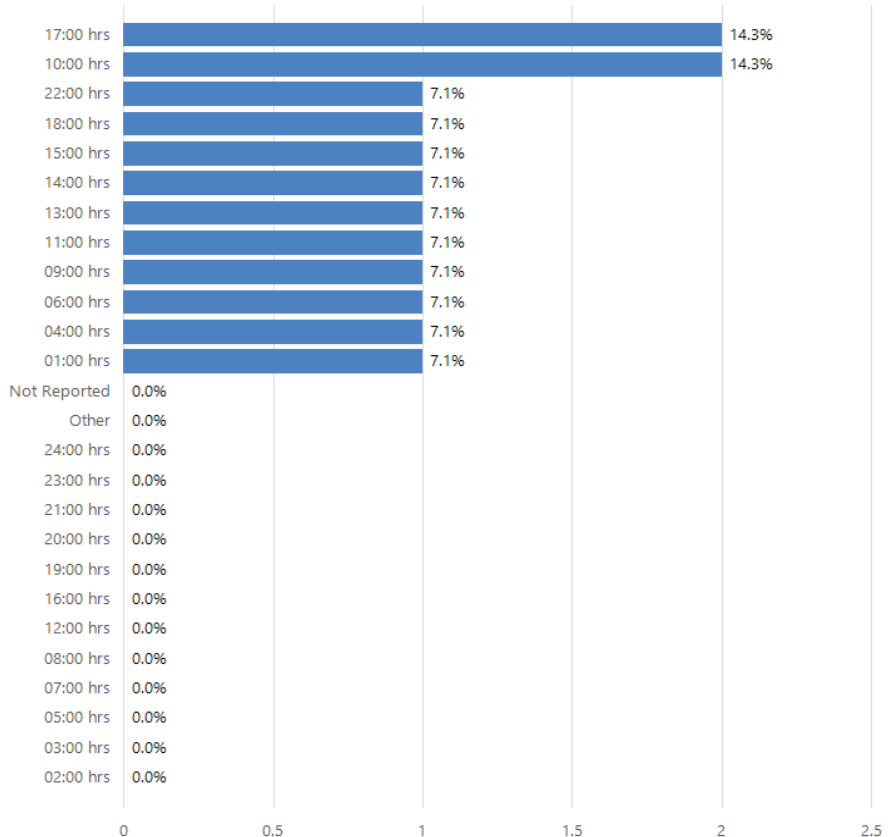
**Central America & Caribbean Water Total Lost Time Incidents by Time of Day (Chart 17)**

Based on 6 Incidents



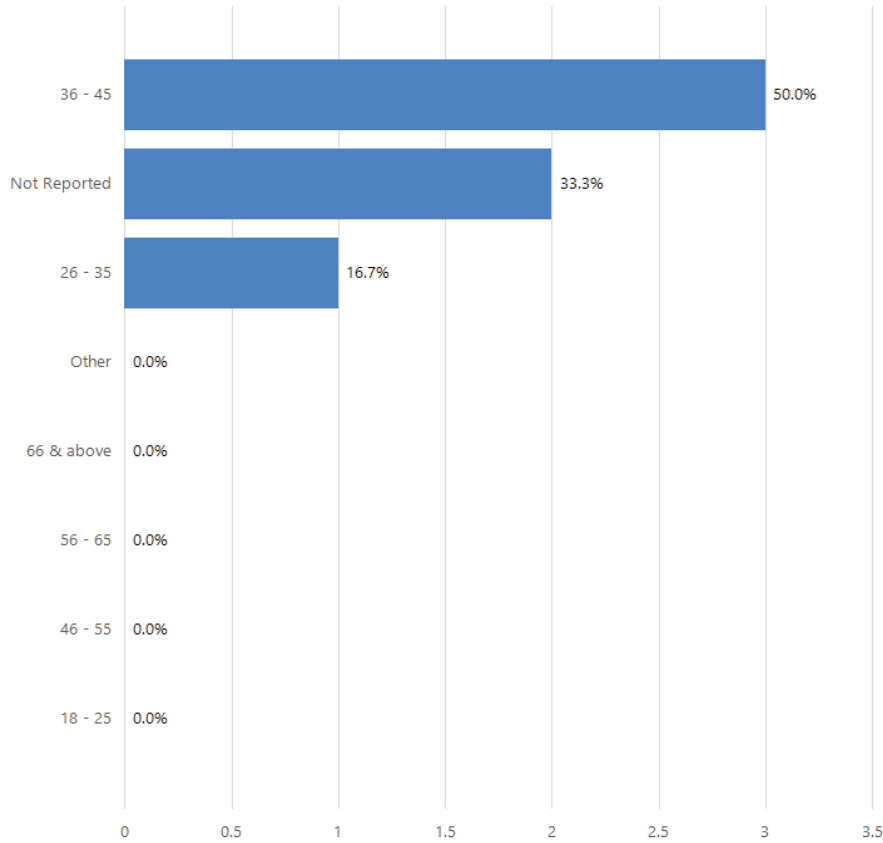
**Central America & Caribbean Water Total Recordable Incidents by Time of Day (Chart 18)**

Based on 14 Incidents



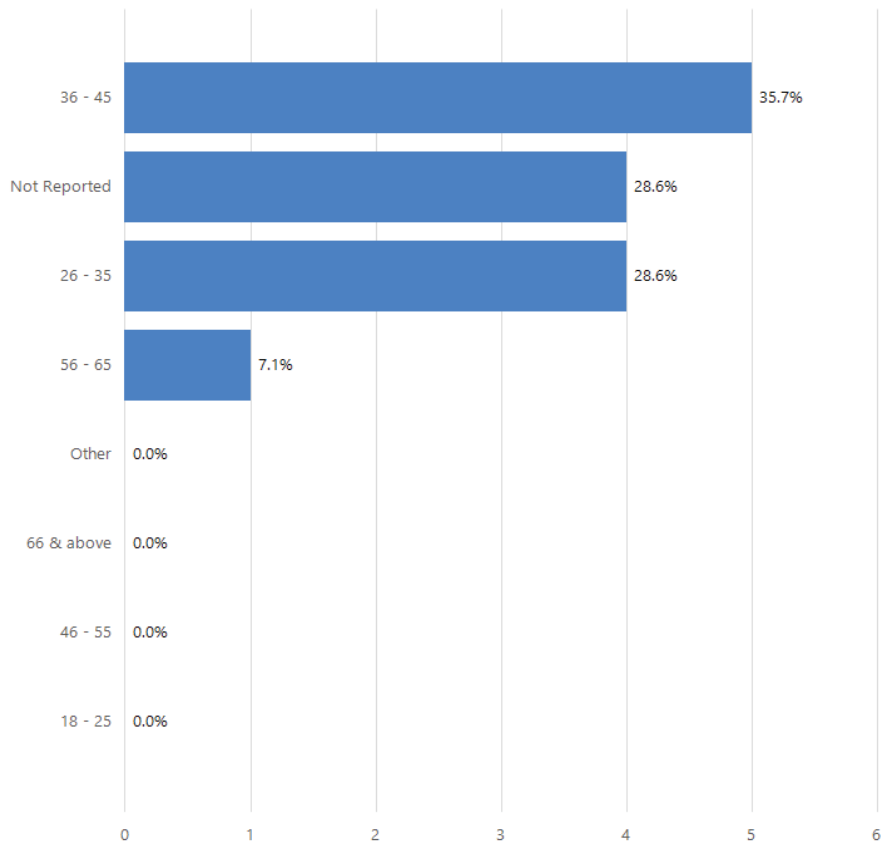
**Central America & Caribbean Water Total Lost Time Incidents by Age (Chart 19)**

Based on 6 Incidents



**Central America & Caribbean Water Total Recordable Incidents by Age (Chart 20)**

Based on 14 Incidents



## IADC 2023 Central America & Caribbean Water Participant Detail by Category (Table 2)

| MANHOURS  | MTOS | RWCS | LTIS | FTLS | RCRD | LTI INCD | LTI FREQ | MTO INCD | RWD INCD | DART INCD | DART FREQ | RCRD INCD | RCRD FREQ |
|-----------|------|------|------|------|------|----------|----------|----------|----------|-----------|-----------|-----------|-----------|
| 2,122,814 | 1    | 0    | 1    | 0    | 2    | 0.09     | 0.00     | 0.09     | 0.47     | 0.09      | 0.47      | 0.19      | 0.94      |
| 1,393,243 | 3    | 0    | 2    | 0    | 5    | 0.43     | 0.00     | 0.29     | 1.44     | 0.29      | 1.44      | 0.72      | 3.59      |
| 609,880   | 0    | 1    | 0    | 0    | 1    | 0.00     | 0.33     | 0.00     | 0.00     | 0.33      | 1.64      | 0.33      | 1.64      |
| 562,195   | 0    | 0    | 2    | 0    | 2    | 0.00     | 0.00     | 0.71     | 3.56     | 0.71      | 3.56      | 0.71      | 3.56      |
| 536,809   | 0    | 1    | 1    | 0    | 2    | 0.00     | 0.37     | 0.37     | 1.86     | 0.75      | 3.73      | 0.75      | 3.73      |
| 345,307   | 0    | 1    | 0    | 0    | 1    | 0.00     | 0.58     | 0.00     | 0.00     | 0.58      | 2.90      | 0.58      | 2.90      |
| 147,824   | 1    | 0    | 0    | 0    | 1    | 1.35     | 0.00     | 0.00     | 0.00     | 0.00      | 0.00      | 1.35      | 6.76      |
| 5,718,072 | 5    | 3    | 6    | 0    | 14   | 0.17     | 0.10     | 0.21     | 1.05     | 0.31      | 1.57      | 0.49      | 2.45      |