



IADC ISP Program 2023

SUMMARY OF
OCCUPATIONAL INCIDENTS

Issued 30 March 2024

CENTRAL AMERICA & CARIBBEAN Land Totals

IADC ISP Program 2023: Summary of Occupational Incidents (Central America & Caribbean Land Totals)

TABLE OF CONTENTS

ISP 2023 Central America & Caribbean Land Totals (Table 1) 2

Central America & Caribbean Land Total Incidence Rates vs Man-hours (Figure 1) 2

IADC 2023 Central America & Caribbean Land Charts 3

Central America & Caribbean Land Total Recordable Incidents by Month (Chart 1) 3

Central America & Caribbean Land Total Recordable Incidents by Occupation (Chart 2) . . . 3

Central America & Caribbean Land Total Recordable Incidents by Incident Type (Chart 4) . 4

Central America & Caribbean Land Total Recordable Incidents by Body Part (Chart 3) . . . 4

Central America & Caribbean Land Total Recordable Incidents by Equipment (Chart 5) . . 5

Central America & Caribbean Land Total Recordable Incidents by Operation (Chart 6) . . . 5

Central America & Caribbean Land Total Recordable Incidents by Time in Service (Chart 8) 6

Central America & Caribbean Land Total Recordable Incidents by Location (Chart 7) 6

Central America & Caribbean Land Total Recordable Incidents by Time of Day (Chart 9) . . 7

Central America & Caribbean Land Total Recordable Incidents by Age (Chart 10) 7

IADC 2023 Central America & Caribbean Land Participant Detail by Category (Table 2) 8

IADC ISP Program 2023
Issued 30 March 2024

International Association of Drilling Contractors
3657 Briarpark Drive #200
Houston, Texas 77042, USA

Copyright © 2024 International Association of Drilling Contractors (IADC), Houston, Texas USA.
All rights reserved. No part of this publication may be reproduced or transmitted in any form, whether printed or electronic, without the prior written permission of the publisher.

ISP 2023 Central America & Caribbean Land Totals (Table 1)

	TOTAL
TOTAL MAN-HOURS	643,737
TOTAL MEDICAL TREATMENT INCIDENTS	1
TOTAL RESTRICTED WORK INCIDENTS	2
TOTAL LOST TIME INCIDENTS	0
TOTAL FATALITIES	0
TOTAL RECORDABLES	3
MTO INCIDENCE RATE	0.31
RWC INCIDENCE RATE	0.62
LTI INCIDENCE RATE	0.00
LTI FREQUENCY RATE	0.00
DART INCIDENCE RATE	0.62
DART FREQUENCY RATE	3.11
RECORDABLE INCIDENCE RATE	0.93
RECORDABLE FREQUENCY RATE	4.66

Companies Reporting: Land - 4

MEDICAL TREATMENT INCIDENCE RATE = MTOs X 200,000 / MAN-HOURS (LTIs NOT INCLUDED)

RESTRICTED WORK INCIDENCE RATE = RWCs X 200,000 / MAN-HOURS (LTIs NOT INCLUDED)

LOST TIME INCIDENCE RATE = (LTIs+FTLs) X 200,000 / MAN-HOURS

LOST TIME FREQUENCY RATE = (LTIs+FTLs) X 1,000,000 / MAN-HOURS

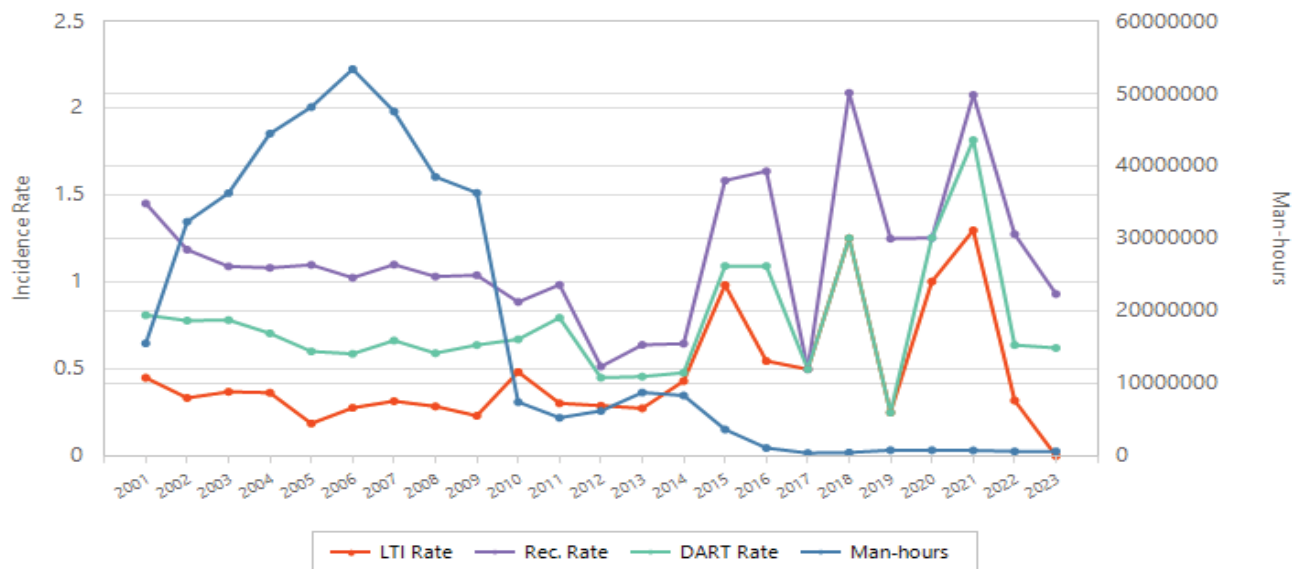
DART INCIDENCE RATE = (LTIs+FTLs+RWCs) X 200,000 / MAN-HOURS

DART INCIDENCE RATE = (LTIs+FTLs+RWCs) X 1,000,000 / MAN-HOURS

RECORDABLE INCIDENCE RATE = RECORDABLES X 200,000 / MAN-HOURS

RECORDABLE FREQUENCY RATE = RECORDABLES X 1,000,000 / MAN-HOURS

Central America & Caribbean Land Total Incidence Rates vs Man-hours (Figure 1)

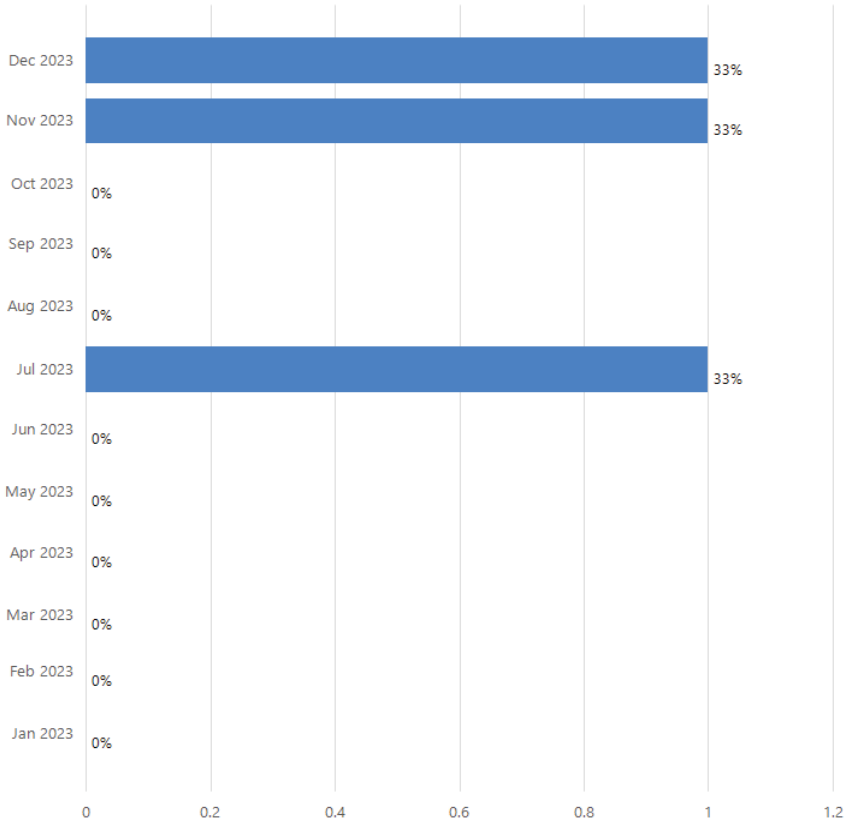


IADC 2023 Central America & Caribbean Land Charts

Note: There were no Lost Time Incidents recorded for 2023, therefore there will not be any charts

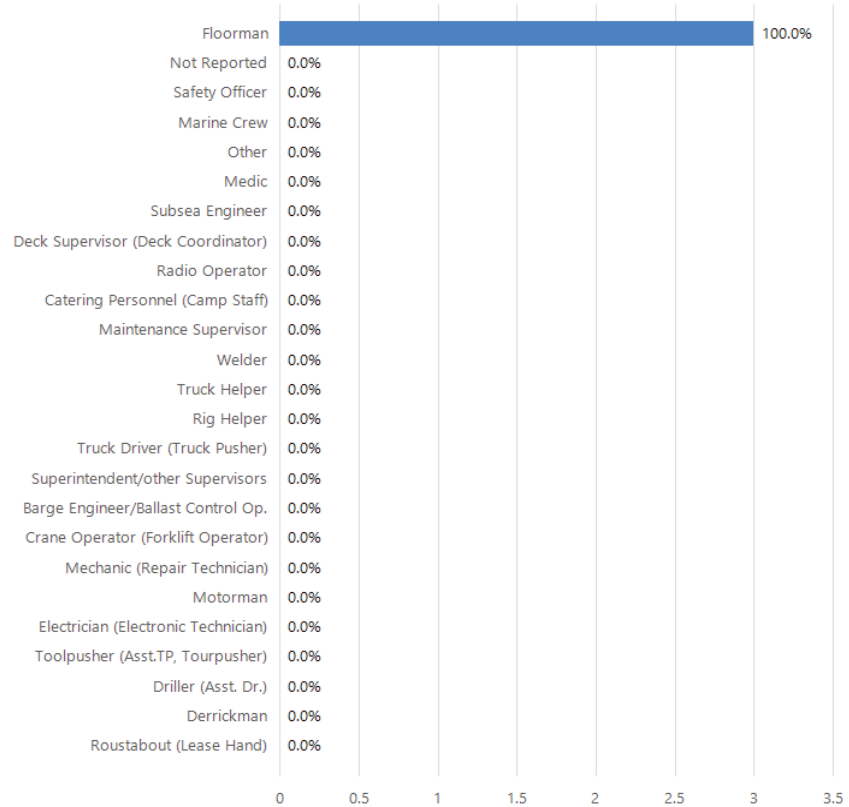
Central America & Caribbean Land Total Recordable Incidents by Month (Chart 1)

Based on 3 Incidents

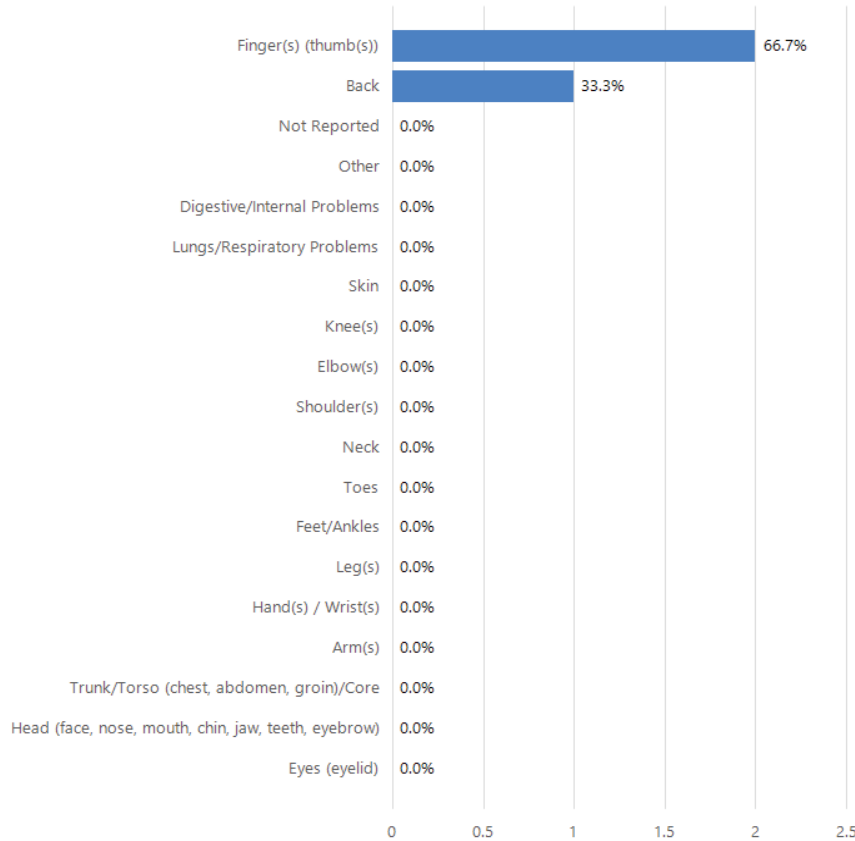


Central America & Caribbean Land Total Recordable Incidents by Occupation (Chart 2)

Based on 3 Incidents

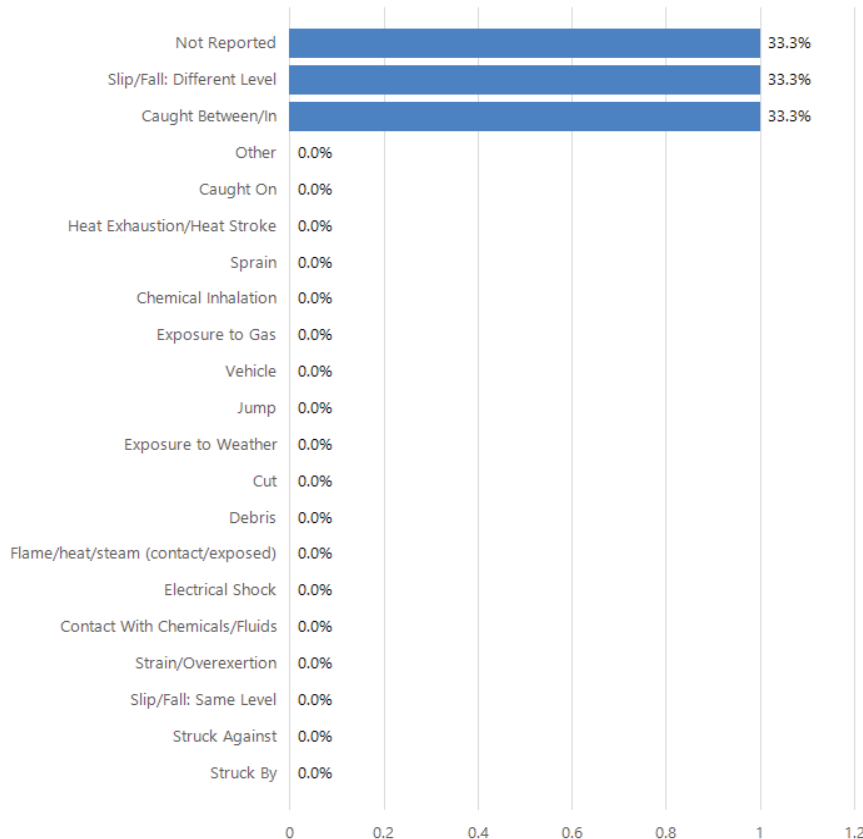


Central America & Caribbean Land Total Recordable Incidents by Body Part (Chart 3)



Based on 3 Incidents

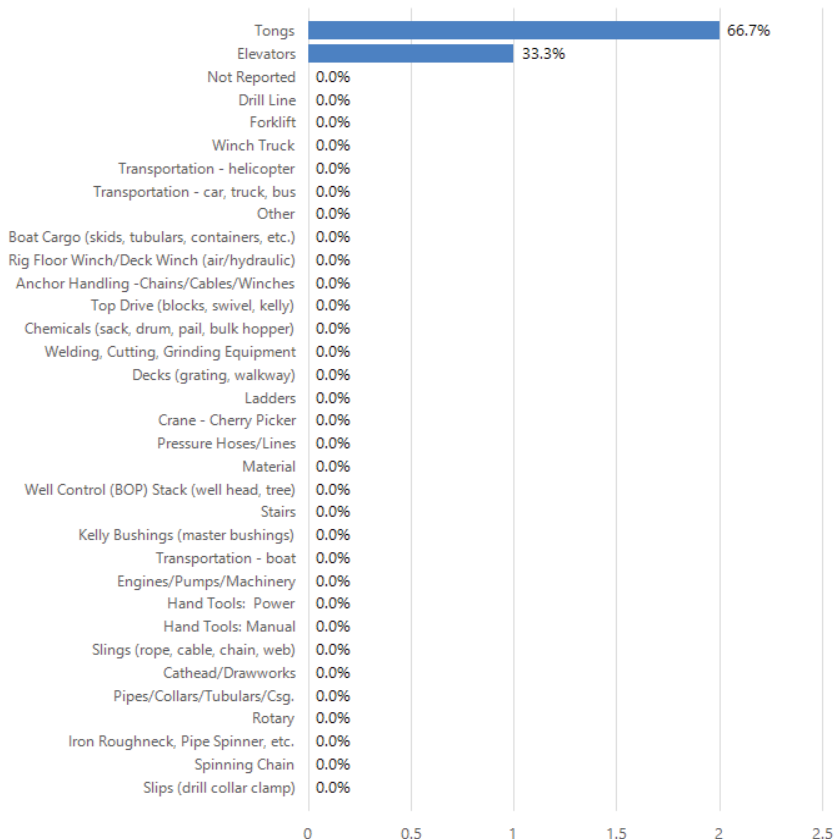
Central America & Caribbean Land Total Recordable Incidents by Incident Type (Chart 4)



Based on 3 Incidents

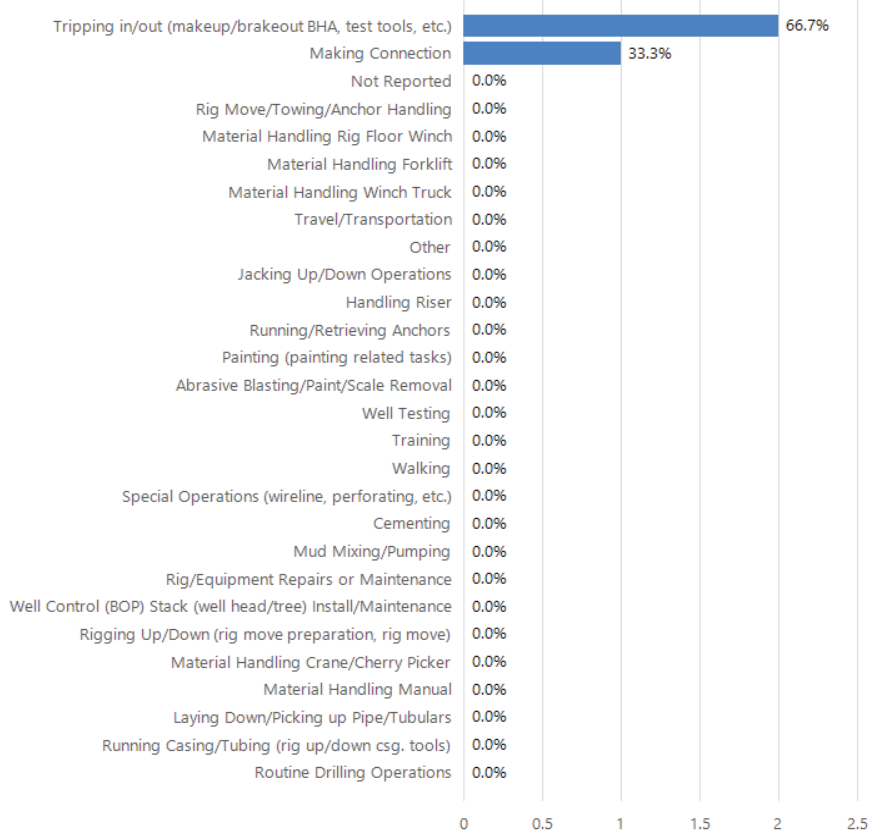
Central America & Caribbean Land Total Recordable Incidents by Equipment (Chart 5)

Based on 3 Incidents



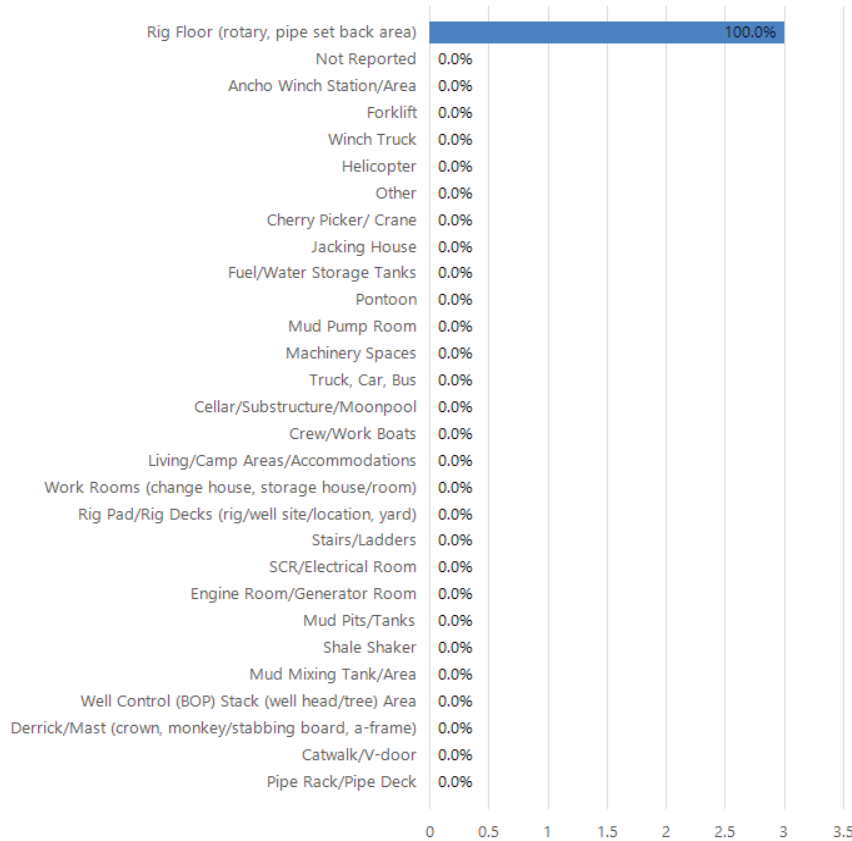
Central America & Caribbean Land Total Recordable Incidents by Operation (Chart 6)

Based on 3 Incidents



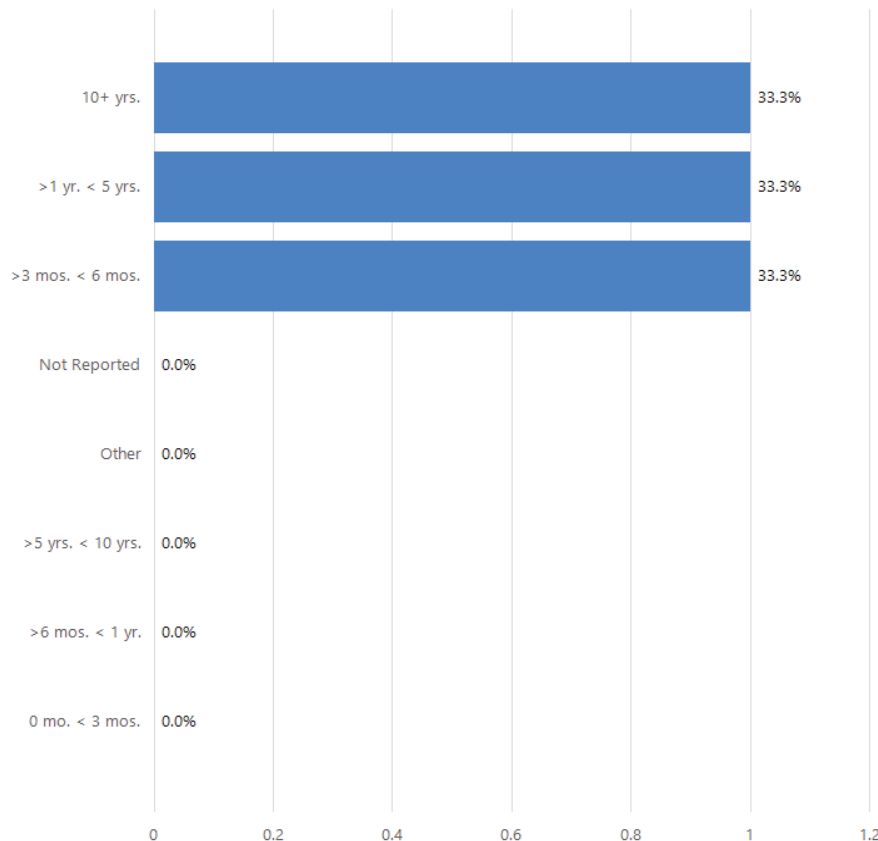
Central America & Caribbean Land Total Recordable Incidents by Location (Chart 7)

Based on 3 Incidents



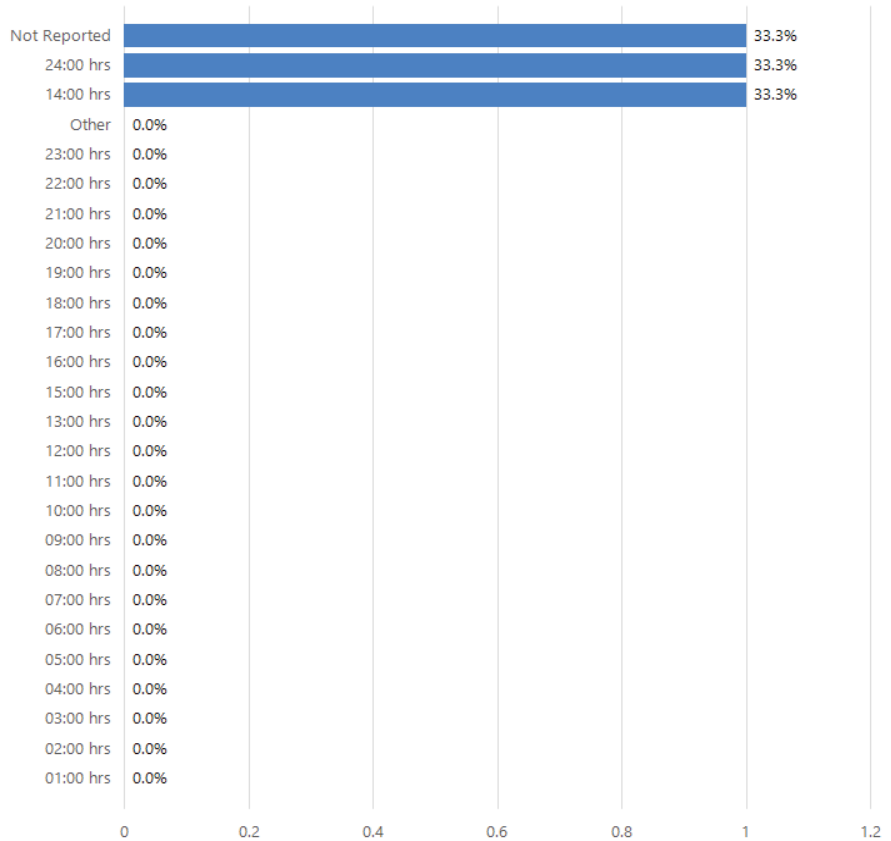
Central America & Caribbean Land Total Recordable Incidents by Time in Service (Chart 8)

Based on 3 Incidents



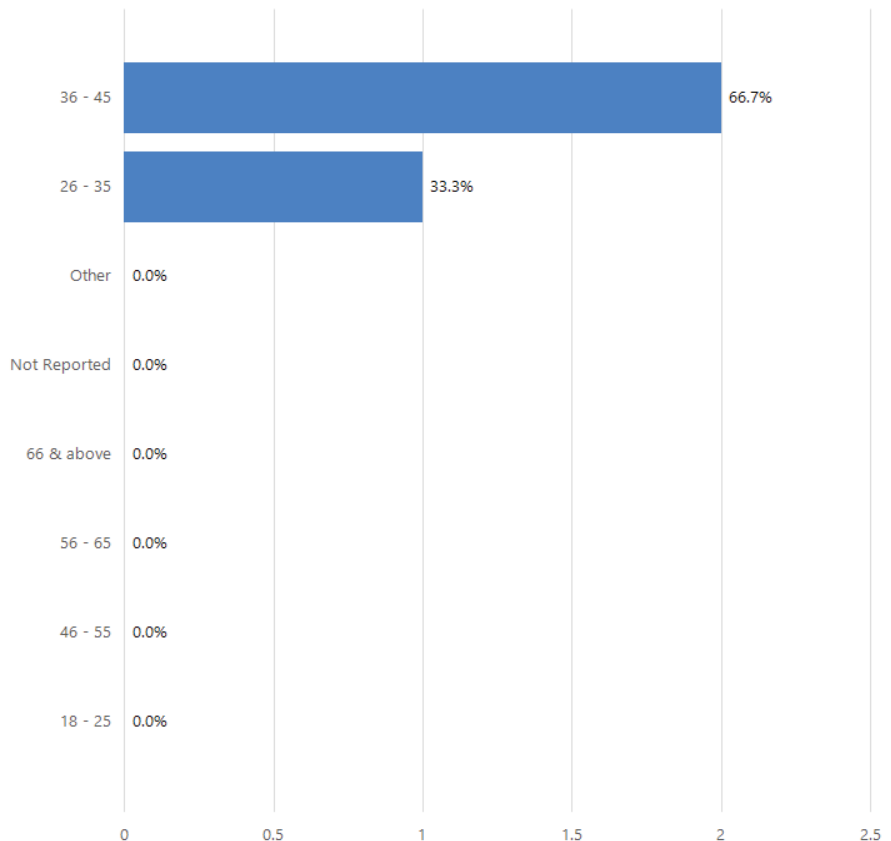
Central America & Caribbean Land Total Recordable Incidents by Time of Day (Chart 9)

Based on 3 Incidents



Central America & Caribbean Land Total Recordable Incidents by Age (Chart 10)

Based on 3 Incidents



IADC 2023 Central America & Caribbean Land Participant Detail by Category (Table 2)

MANHOURS	MTOS	RWCS	LTIS	FTLS	RCRD	LTI INCD	LTI FREQ	MTO INCD	RWD INCD	DART INCD	DART FREQ	RCRD INCD	RCRD FREQ
359,530	0	2	0	0	2	0.00	1.11	0.00	0.00	1.11	5.56	1.11	5.56
172,887	0	0	0	0	0	0.00	0.00	0.00	0.00	0.00	0.00	0.00	0.00
109,364	1	0	0	0	1	1.83	0.00	0.00	0.00	0.00	0.00	1.83	9.14
1,956	0	0	0	0	0	0.00	0.00	0.00	0.00	0.00	0.00	0.00	0.00
643,737	1	2	0	0	3	0.31	0.62	0.00	0.00	0.62	3.11	0.93	4.66