



IADC ISP Program 2023

SUMMARY OF
OCCUPATIONAL INCIDENTS

Issued 30 March 2024

ASIA PACIFIC Land Totals

IADC ISP Program 2023: Summary of Occupational Incidents (Asia Pacific Land Totals)

TABLE OF CONTENTS

ISP 2023 Asia Pacific Land Totals (Table 1) 2

Asia Pacific Land Total Incidence Rates vs Man-hours (Figure 1) 2

IADC 2023 Asia Pacific Land Charts 3

Asia Pacific Land Total Recordable Incidents by Month (Chart 1) 3

Asia Pacific Land Total Recordable Incidents by Occupation (Chart 2). 3

Asia Pacific Land Total Recordable Incidents by Incident Type (Chart 4). 4

Asia Pacific Land Total Recordable Incidents by Body Part (Chart 3). 4

Asia Pacific Land Total Recordable Incidents by Equipment (Chart 5) 5

Asia Pacific Land Total Recordable Incidents by Operation (Chart 6) 5

Asia Pacific Land Total Recordable Incidents by Time in Service (Chart 8). 6

Asia Pacific Land Total Recordable Incidents by Location (Chart 7) 6

Asia Pacific Land Total Recordable Incidents by Time of Day (Chart 9) 7

Asia Pacific Land Total Recordable Incidents by Age (Chart 10). 7

IADC 2023 Asia Pacific Land Participant Detail by Category (Table 2) 8

IADC ISP Program 2023
Issued 30 March 2024

International Association of Drilling Contractors
3657 Briarpark Drive #200
Houston, Texas 77042, USA

Copyright © 2024 International Association of Drilling Contractors (IADC), Houston, Texas USA.
All rights reserved. No part of this publication may be reproduced or transmitted in any form, whether printed or electronic, without the prior written permission of the publisher.

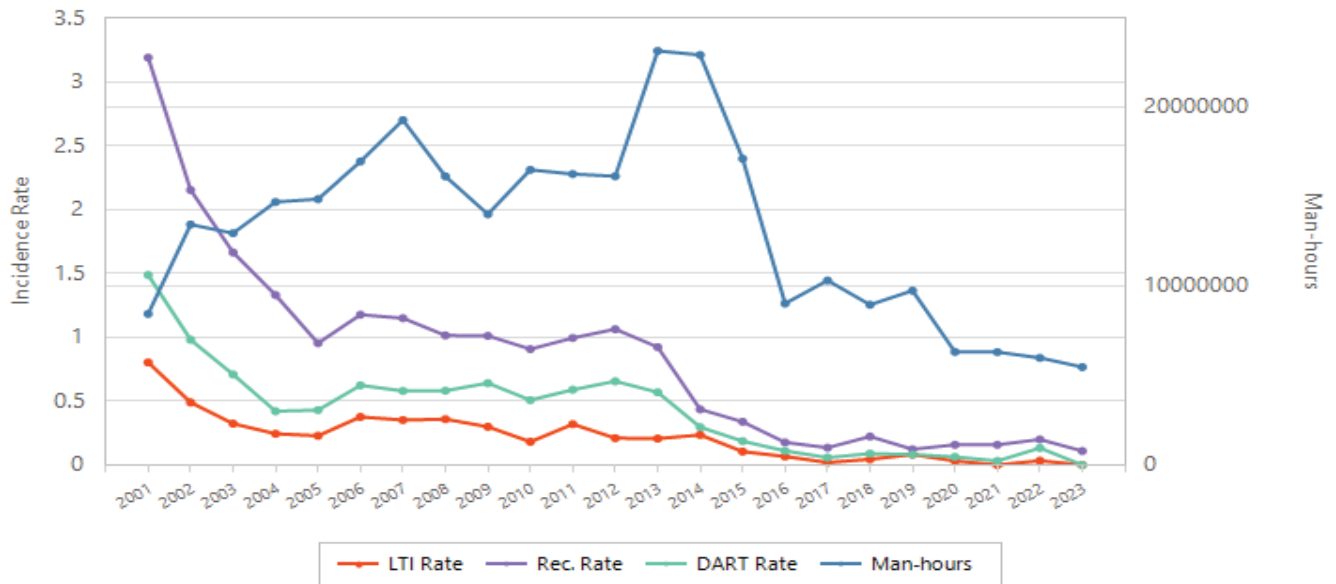
ISP 2023 Asia Pacific Land Totals (Table 1)

	TOTAL
TOTAL MAN-HOURS	5,479,821
TOTAL MEDICAL TREATMENT INCIDENTS	3
TOTAL RESTRICTED WORK INCIDENTS	0
TOTAL LOST TIME INCIDENTS	0
TOTAL FATALITIES	0
TOTAL RECORDABLES	3
MTO INCIDENCE RATE	0.11
RWC INCIDENCE RATE	0.00
LTI INCIDENCE RATE	0.00
LTI FREQUENCY RATE	0.00
DART INCIDENCE RATE	0.00
DART FREQUENCY RATE	0.00
RECORDABLE INCIDENCE RATE	0.11
RECORDABLE FREQUENCY RATE	0.55

Companies Reporting: Land - 7

MEDICAL TREATMENT INCIDENCE RATE = MTOs X 200,000 / MAN-HOURS (LTIs NOT INCLUDED)
 RESTRICTED WORK INCIDENCE RATE = RWCs X 200,000 / MAN-HOURS (LTIs NOT INCLUDED)
 LOST TIME INCIDENCE RATE = (LTIs+FTLs) X 200,000 / MAN-HOURS
 LOST TIME FREQUENCY RATE = (LTIs+FTLs) X 1,000,000 / MAN-HOURS
 DART INCIDENCE RATE = (LTIs+FTLs+RWCs) X 200,000 / MAN-HOURS
 DART FREQUENCY RATE = (LTIs+FTLs+RWCs) X 1,000,000 / MAN-HOURS
 RECORDABLE INCIDENCE RATE = RECORDABLES X 200,000 / MAN-HOURS
 RECORDABLE FREQUENCY RATE = RECORDABLES X 1,000,000 / MAN-HOURS

Asia Pacific Land Total Incidence Rates vs Man-hours (Figure 1)

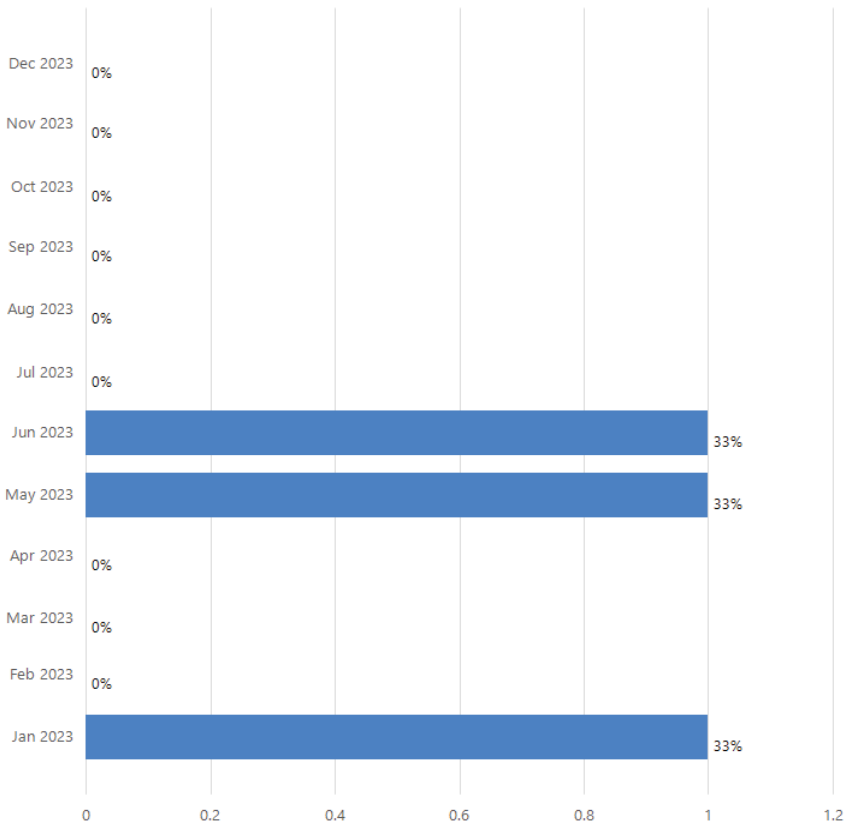


IADC 2023 Asia Pacific Land Charts

Note: There were no Lost Time Incidents recorded for 2023, therefore there will not be any charts

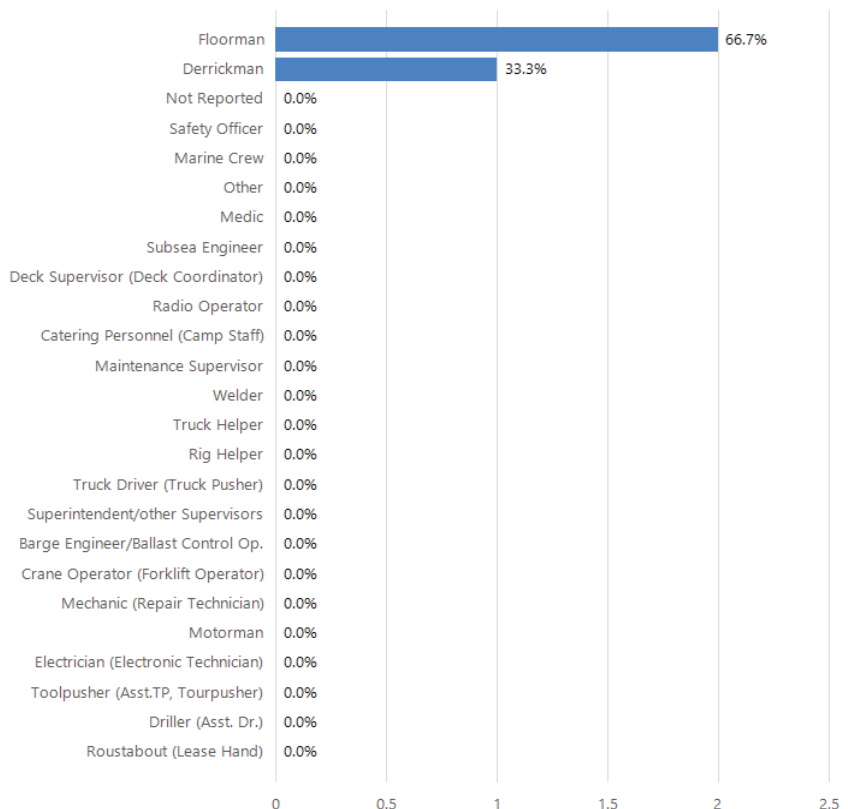
Asia Pacific Land Total Recordable Incidents by Month (Chart 1)

Based on 3 Incidents

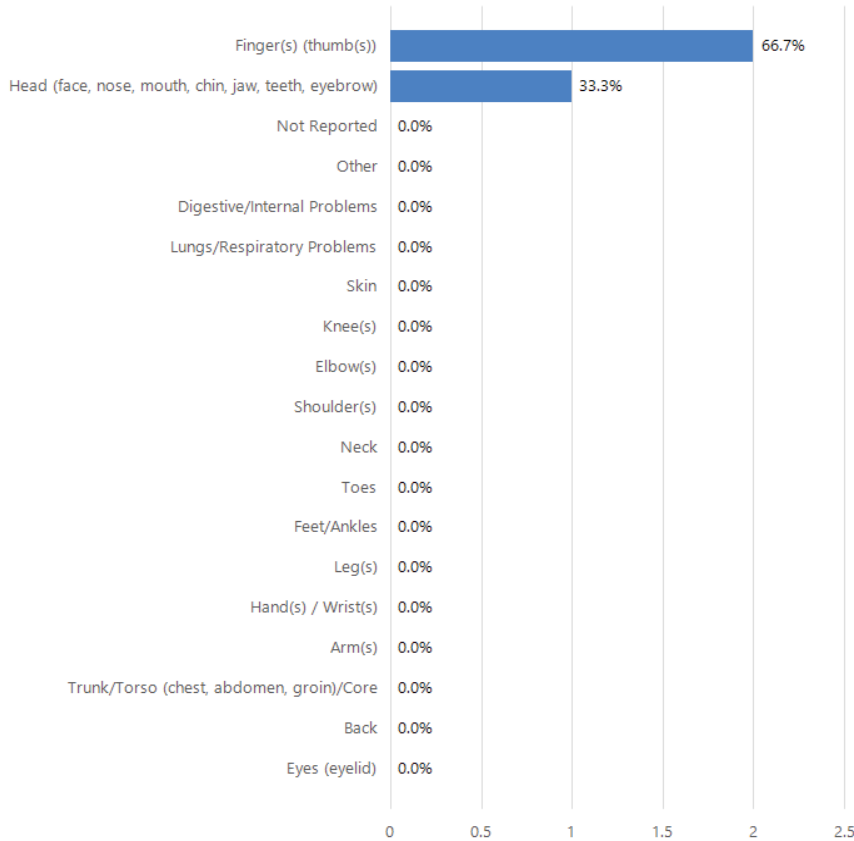


Asia Pacific Land Total Recordable Incidents by Occupation (Chart 2)

Based on 3 Incidents

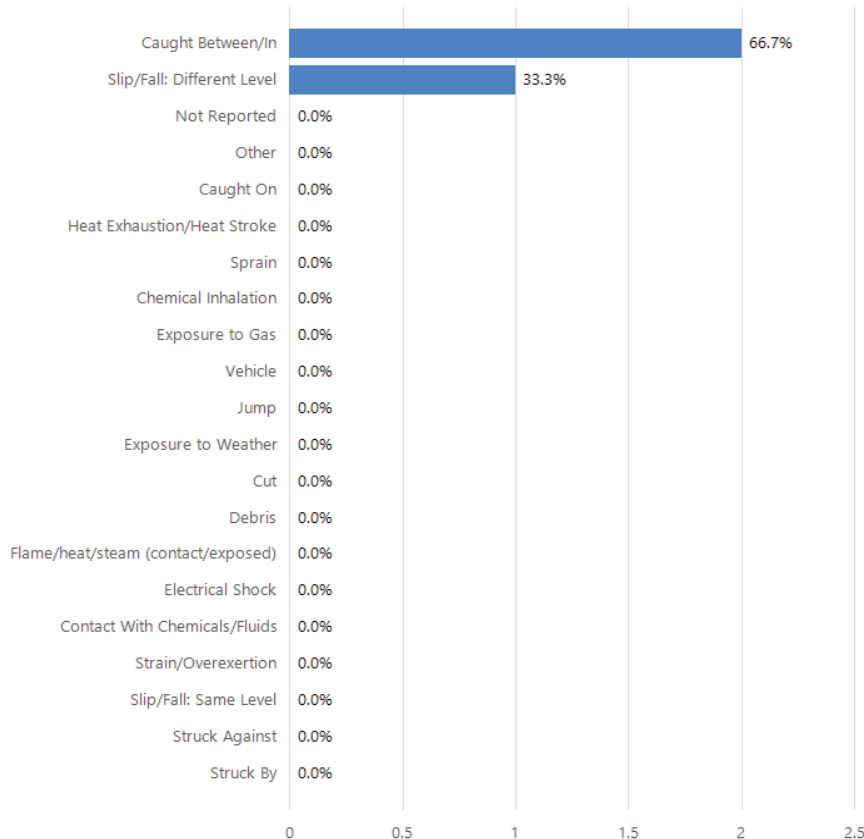


Asia Pacific Land Total Recordable Incidents by Body Part (Chart 3)



Based on 3 Incidents

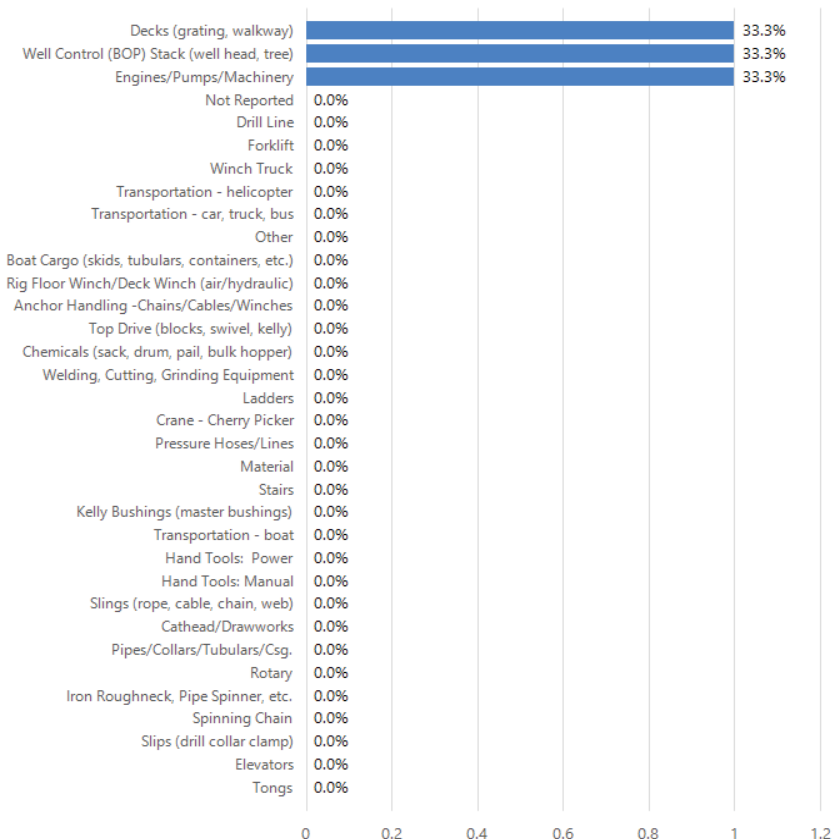
Asia Pacific Land Total Recordable Incidents by Incident Type (Chart 4)



Based on 3 Incidents

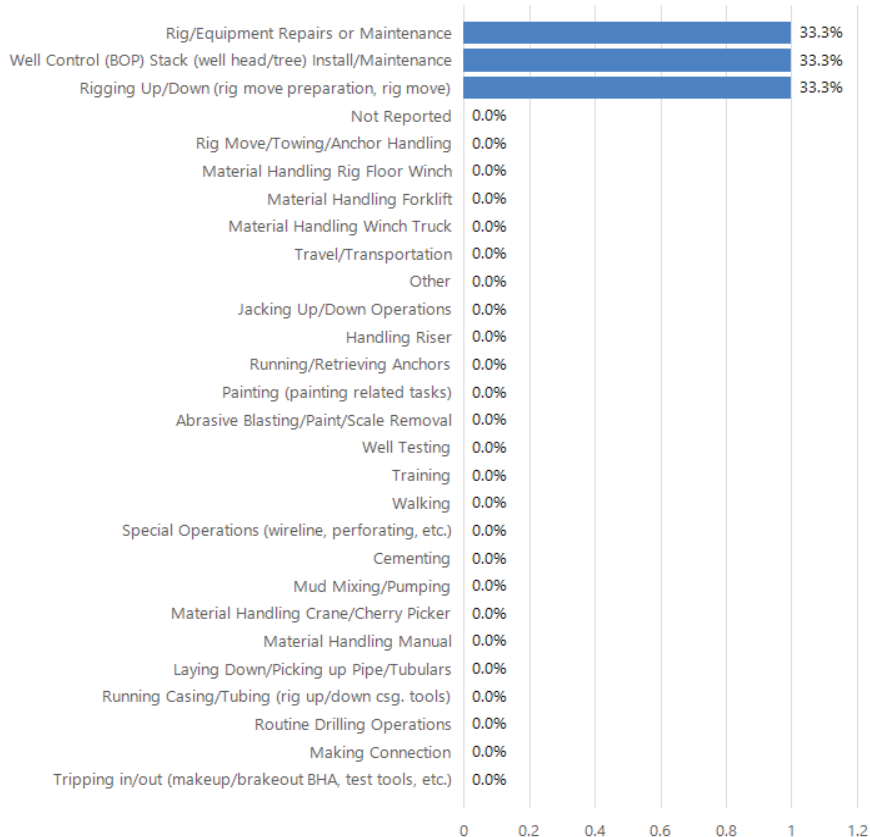
Asia Pacific Land Total Recordable Incidents by Equipment (Chart 5)

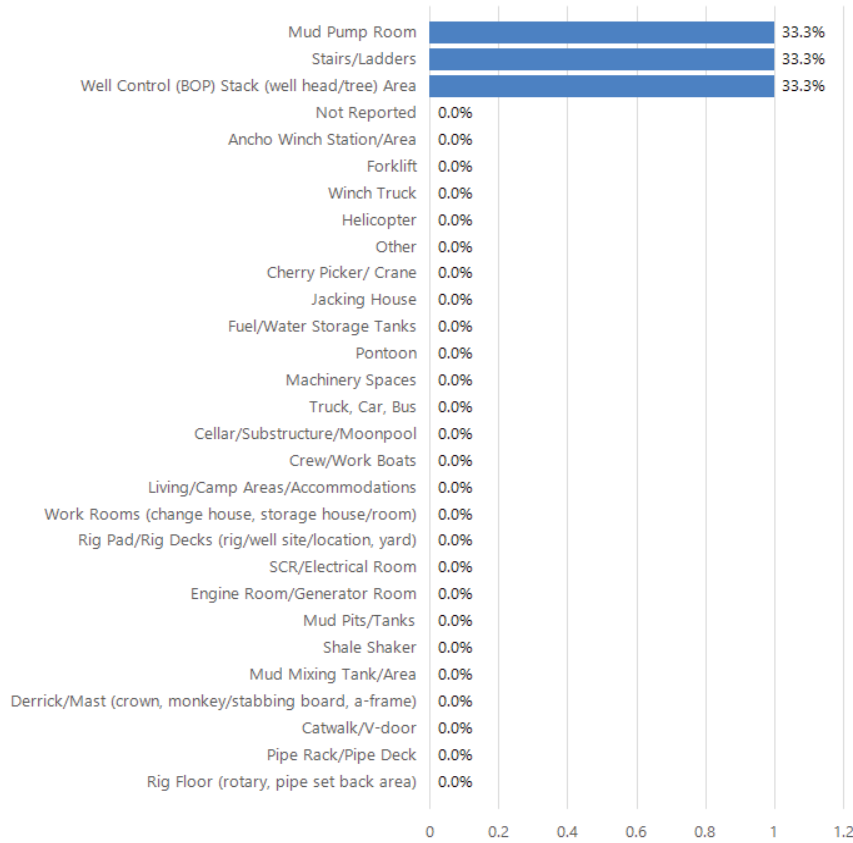
Based on 3 Incidents



Asia Pacific Land Total Recordable Incidents by Operation (Chart 6)

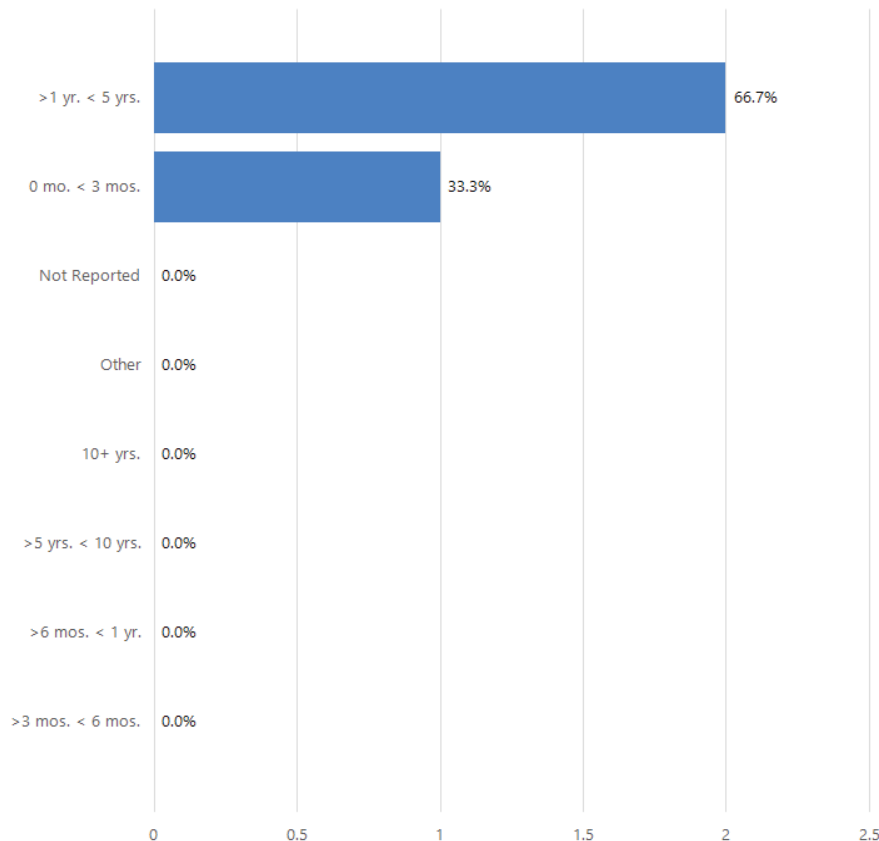
Based on 3 Incidents





Asia Pacific Land Total Recordable Incidents by Location (Chart 7)

Based on 3 Incidents

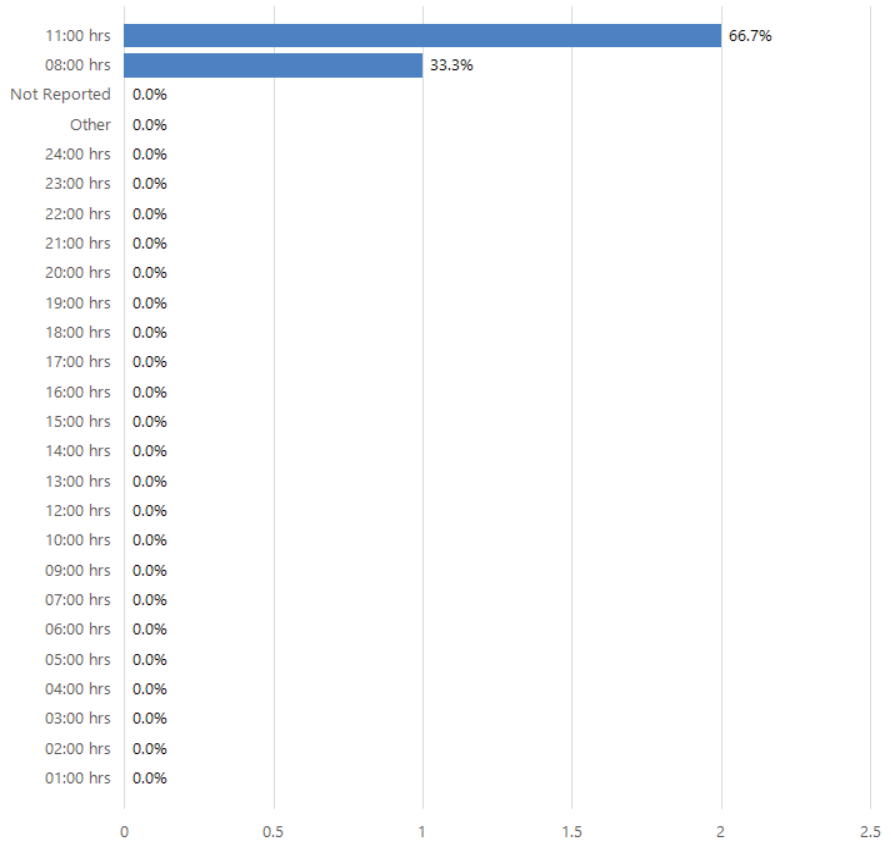


Asia Pacific Land Total Recordable Incidents by Time in Service (Chart 8)

Based on 3 Incidents

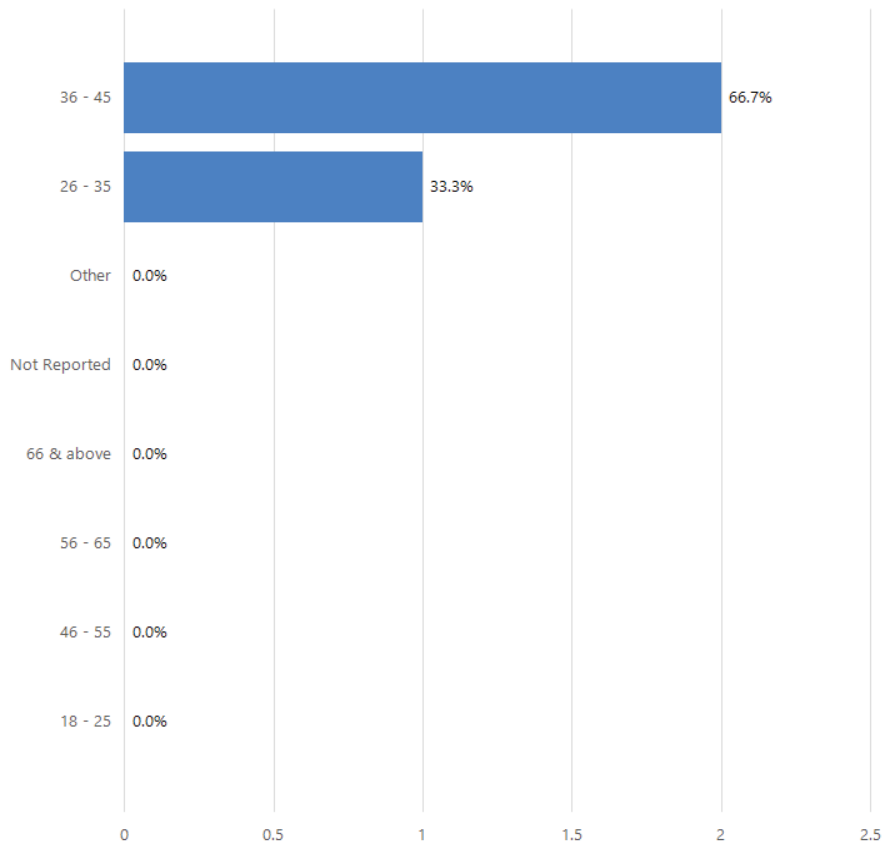
**Asia Pacific Land Total
Recordable Incidents by
Time of Day (Chart 9)**

Based
on 3
Incidents



**Asia Pacific Land Total
Recordable Incidents
by Age (Chart 10)**

Based
on 3
Incidents



IADC 2023 Asia Pacific Land Participant Detail by Category (Table 2)

MANHOURS	MTOS	RWCS	LTIS	FTLS	RCRD	LTI INCD	LTI FREQ	MTO INCD	RWD INCD	DART INCD	DART FREQ	RCRD INCD	RCRD FREQ
1,620,238	3	0	0	0	3	0.37	0.00	0.00	0.00	0.00	0.00	0.37	1.85
1,123,477	0	0	0	0	0	0.00	0.00	0.00	0.00	0.00	0.00	0.00	0.00
1,110,624	0	0	0	0	0	0.00	0.00	0.00	0.00	0.00	0.00	0.00	0.00
1,039,679	0	0	0	0	0	0.00	0.00	0.00	0.00	0.00	0.00	0.00	0.00
285,528	0	0	0	0	0	0.00	0.00	0.00	0.00	0.00	0.00	0.00	0.00
268,467	0	0	0	0	0	0.00	0.00	0.00	0.00	0.00	0.00	0.00	0.00
31,808	0	0	0	0	0	0.00	0.00	0.00	0.00	0.00	0.00	0.00	0.00
5,479,821	3	0	0	0	3	0.11	0.00	0.00	0.00	0.00	0.00	0.11	0.55