



IADC ISP Program 2022

SUMMARY OF
OCCUPATIONAL INCIDENTS

Issued 15 April 2023

CENTRAL AMERICA & CARIBBEAN Land Totals

IADC ISP Program 2022: Summary of Occupational Incidents (Central America & Caribbean Land Totals)

TABLE OF CONTENTS

<i>ISP 2022 Central America & Caribbean Land Totals (Table 1)</i>	2
<i>Central America & Caribbean Land Total Incidence Rates vs Man-hours (Figure 1)</i>	2
<i>IADC 2022 Central America & Caribbean Land Charts</i>	3
<i>Central America & Caribbean Land Total Lost Time Incidents by Month (Chart 1)</i>	3
<i>Central America & Caribbean Land Total Recordable Incidents by Month (Chart 2)</i>	3
<i>Central America & Caribbean Land Total Lost Time Incidents by Occupation (Chart 3)</i>	4
<i>Central America & Caribbean Land Total Recordable Incidents by Occupation (Chart 4)</i>	4
<i>Central America & Caribbean Land Total Lost Time Incidents by Body Part (Chart 5)</i>	5
<i>Central America & Caribbean Land Total Recordable Incidents by Body Part (Chart 6)</i>	5
<i>Central America & Caribbean Land Total Lost Time Incidents by Incident Type (Chart 7)</i>	6
<i>Central America & Caribbean Land Total Recordable Incidents by Incident Type (Chart 8)</i>	6
<i>Central America & Caribbean Land Total Lost Time Incidents by Equipment (Chart 9)</i>	7
<i>Central America & Caribbean Land Total Recordable Incidents by Equipment (Chart 10)</i>	7
<i>Central America & Caribbean Land Total Lost Time Incidents by Operation (Chart 11)</i>	8
<i>Central America & Caribbean Land Total Recordable Incidents by Operation (Chart 12)</i>	8
<i>Central America & Caribbean Land Total Lost Time Incidents by Location (Chart 13)</i>	9
<i>Central America & Caribbean Land Total Recordable Incidents by Location (Chart 14)</i>	9
<i>Central America & Caribbean Land Total Lost Time Incidents by Time in Service (Chart 15)</i>	10
<i>Central America & Caribbean Land Total Recordable Incidents by Time in Service (Chart 16)</i>	10
<i>Central America & Caribbean Land Total Lost Time Incidents by Time of Day (Chart 17)</i>	11
<i>Central America & Caribbean Land Total Recordable Incidents by Time of Day (Chart 18)</i>	11
<i>Central America & Caribbean Land Total Lost Time Incidents by Age (Chart 19)</i>	12
<i>Central America & Caribbean Land Total Recordable Incidents by Age (Chart 20)</i>	12
<i>IADC 2022 Central America & Caribbean Land Participant Detail by Category (Table 2)</i>	13

IADC ISP Program 2022
Issued 15 April 2023

International Association of Drilling Contractors
3657 Briarpark Drive #200
Houston, Texas 77042, USA

Copyright © 2023 International Association of Drilling Contractors (IADC), Houston, Texas USA.
All rights reserved. No part of this publication may be reproduced or transmitted in any form, whether printed or electronic, without the prior written permission of the publisher.

ISP 2022 Central America & Caribbean Land Totals (Table 1)

	TOTAL
TOTAL MAN-HOURS	626,758
TOTAL MEDICAL TREATMENT INCIDENTS	2
TOTAL RESTRICTED WORK INCIDENTS	1
TOTAL LOST TIME INCIDENTS	1
TOTAL FATALITIES	0
TOTAL RECORDABLES	4
MTO INCIDENCE RATE	0.64
RWC INCIDENCE RATE	0.32
LTI INCIDENCE RATE	0.32
LTI FREQUENCY RATE	1.60
DART INCIDENCE RATE	0.64
DART FREQUENCY RATE	3.19
RECORDABLE INCIDENCE RATE	1.28
RECORDABLE FREQUENCY RATE	6.38

Companies Reporting: Land - 4

MEDICAL TREATMENT INCIDENCE RATE = MTOs X 200,000 / MAN-HOURS (LTIs NOT INCLUDED)

RESTRICTED WORK INCIDENCE RATE = RWCs X 200,000 / MAN-HOURS (LTIs NOT INCLUDED)

LOST TIME INCIDENCE RATE = (LTIs+FTLs) X 200,000 / MAN-HOURS

LOST TIME FREQUENCY RATE = (LTIs+FTLs) X 1,000,000 / MAN-HOURS

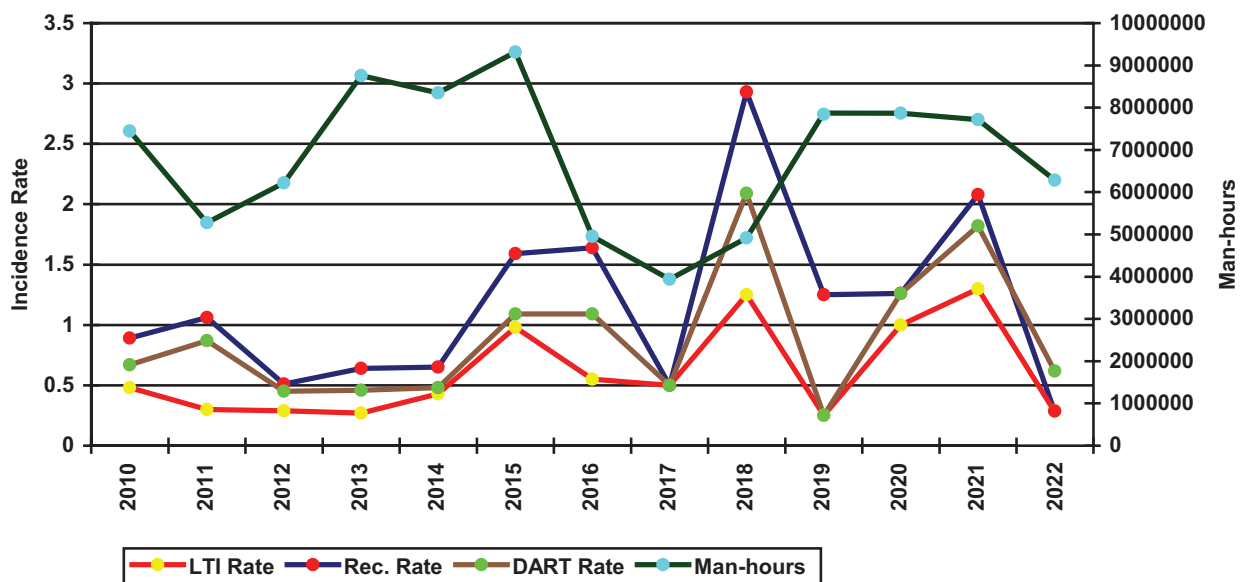
DART INCIDENCE RATE = (LTIs+FTLs+RWCs) X 200,000 / MAN-HOURS

DART FREQUENCY RATE = (LTIs+FTLs+RWCs) X 1,000,000 / MAN-HOURS

RECORDABLE INCIDENCE RATE = RECORDABLES X 200,000 / MAN-HOURS

RECORDABLE FREQUENCY RATE = RECORDABLES X 1,000,000 / MAN-HOURS

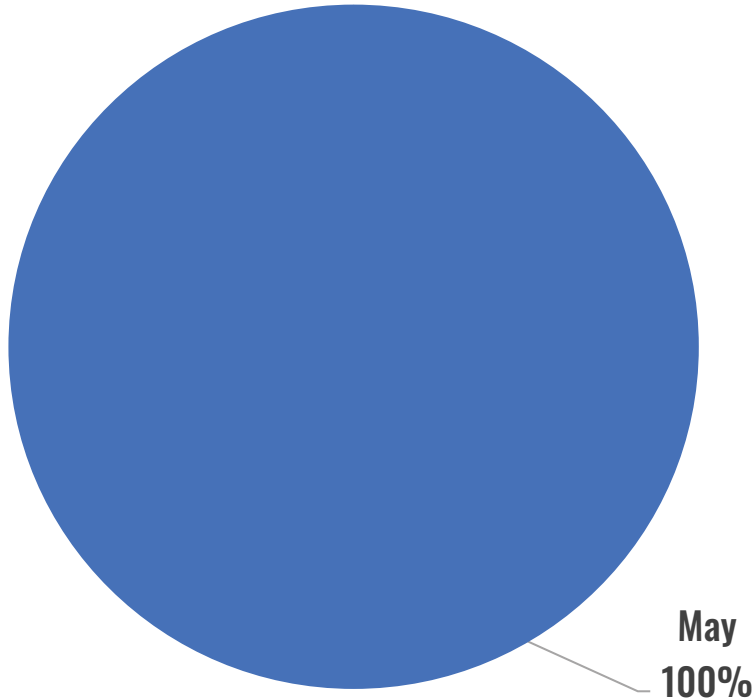
Central America & Caribbean Land Total Incidence Rates vs Man-hours (Figure 1)



IADC 2022 Central America & Caribbean Land Charts

Central America & Caribbean Land Total Lost Time Incidents by Month (Chart 1)

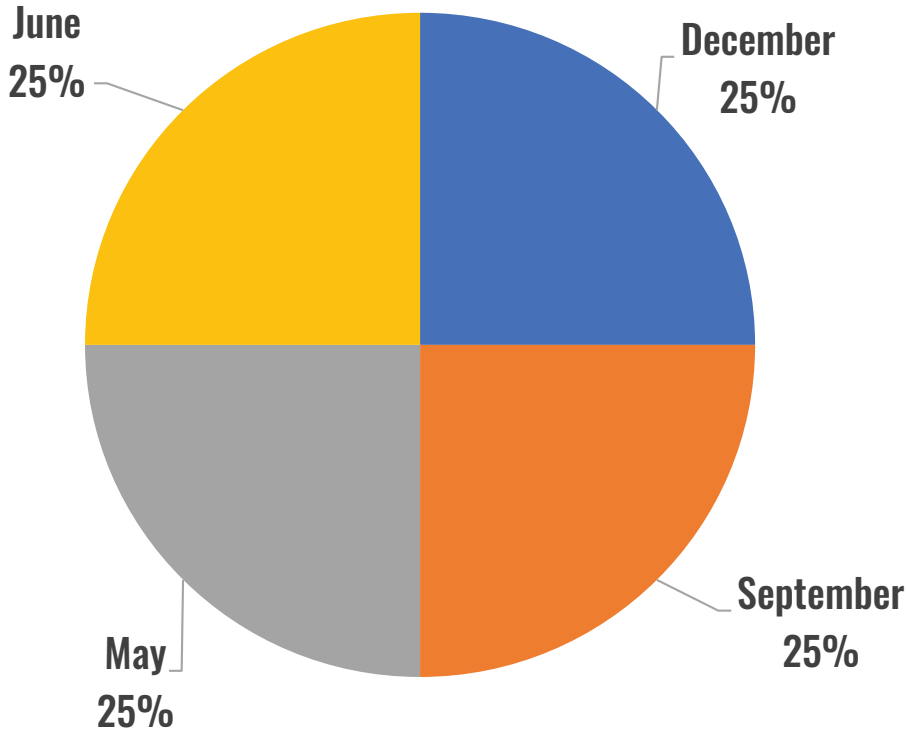
Based on 1 Incident



Note: Some pie charts may not appear to show all the slices due to the small percentage the slice represents.

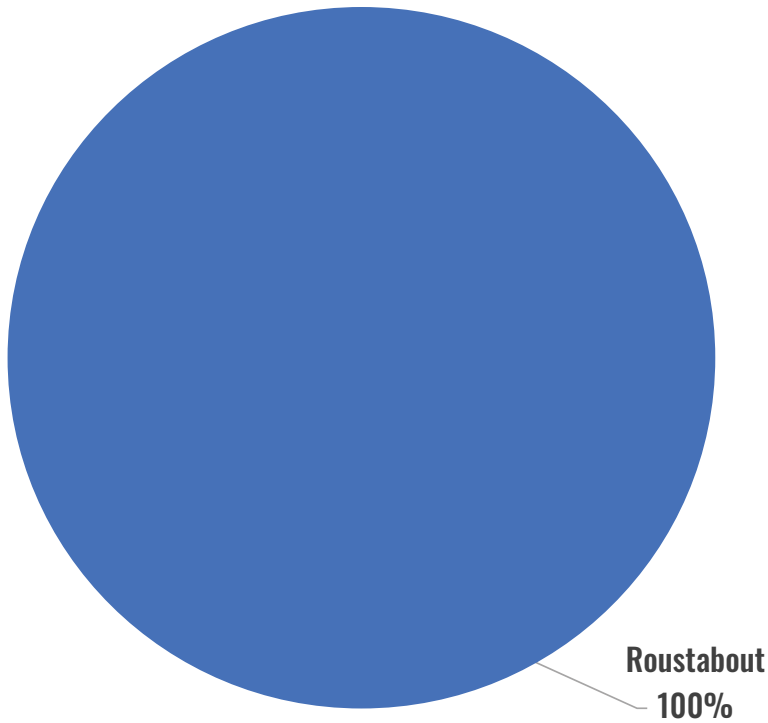
Central America & Caribbean Land Total Recordable Incidents by Month (Chart 2)

Based on 4 Incidents



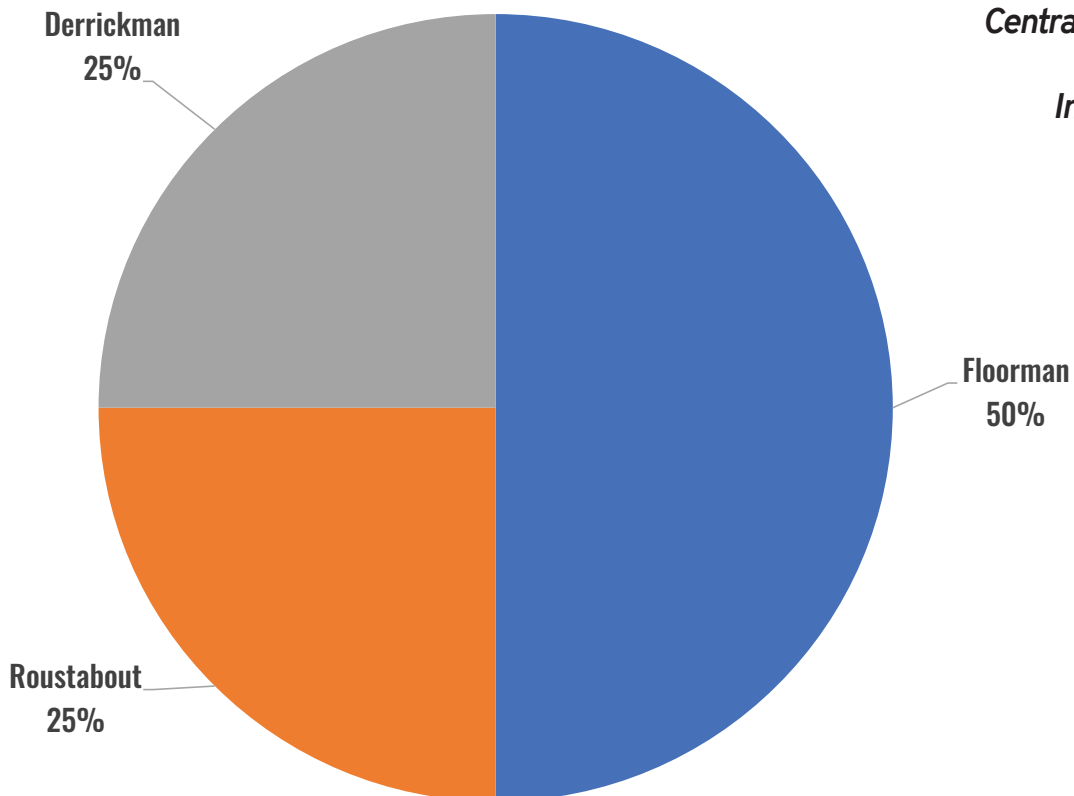
*Central America & Caribbean
Land Total Lost Time
Incidents by Occupation
(Chart 3)*

Based on
1 Incident



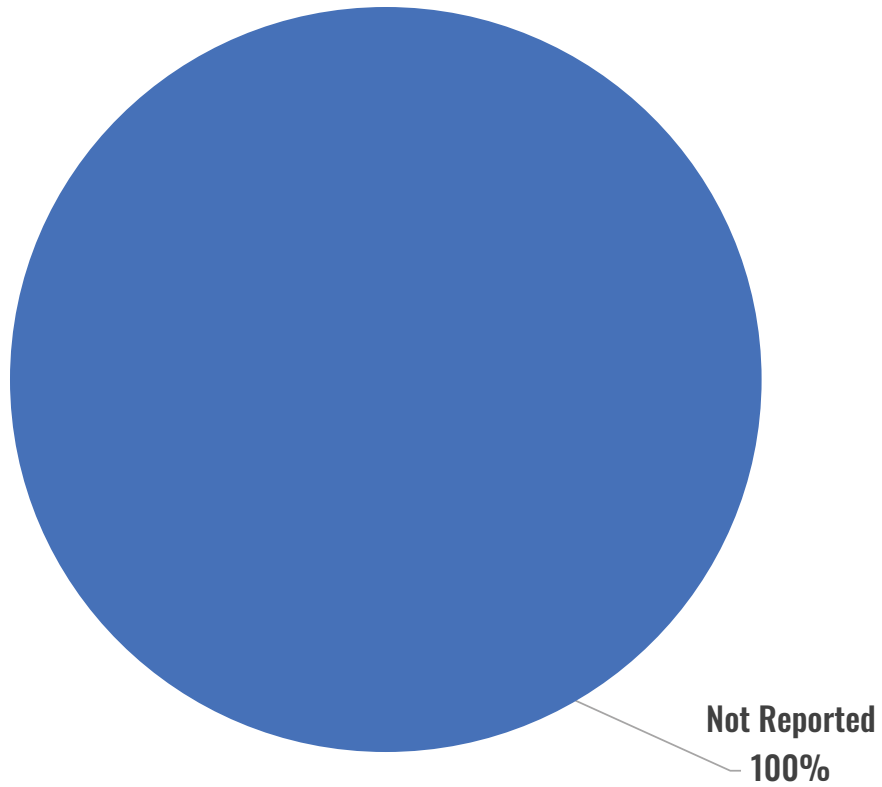
*Central America & Caribbean
Land Total Recordable
Incidents by Occupation
(Chart 4)*

Based
on 4
Incidents



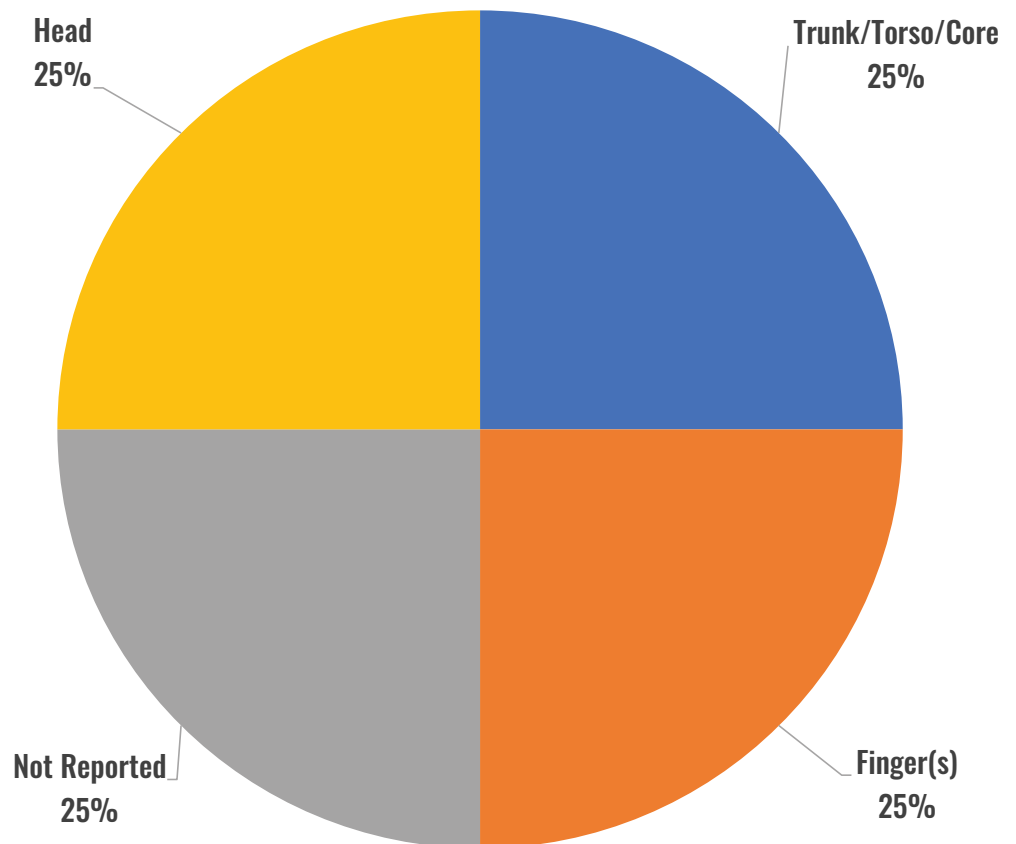
Central America & Caribbean Land Total Lost Time Incidents by Body Part (Chart 5)

Based on 1 Incident



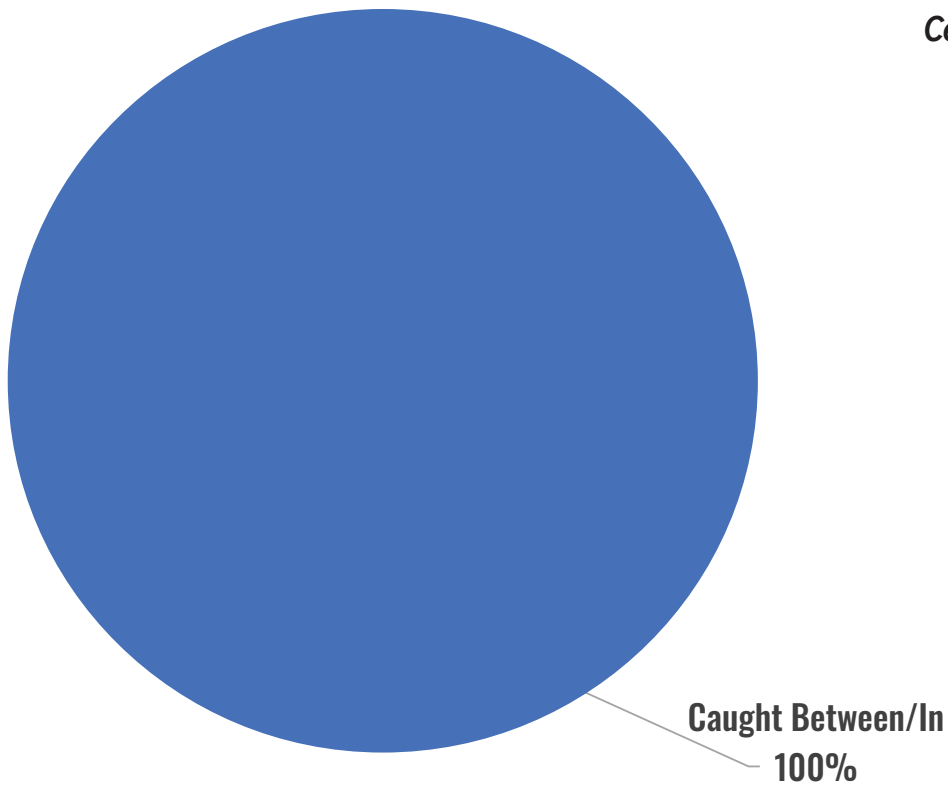
Central America & Caribbean Land Total Recordable Incidents by Body Part (Chart 6)

Based on 4 Incidents



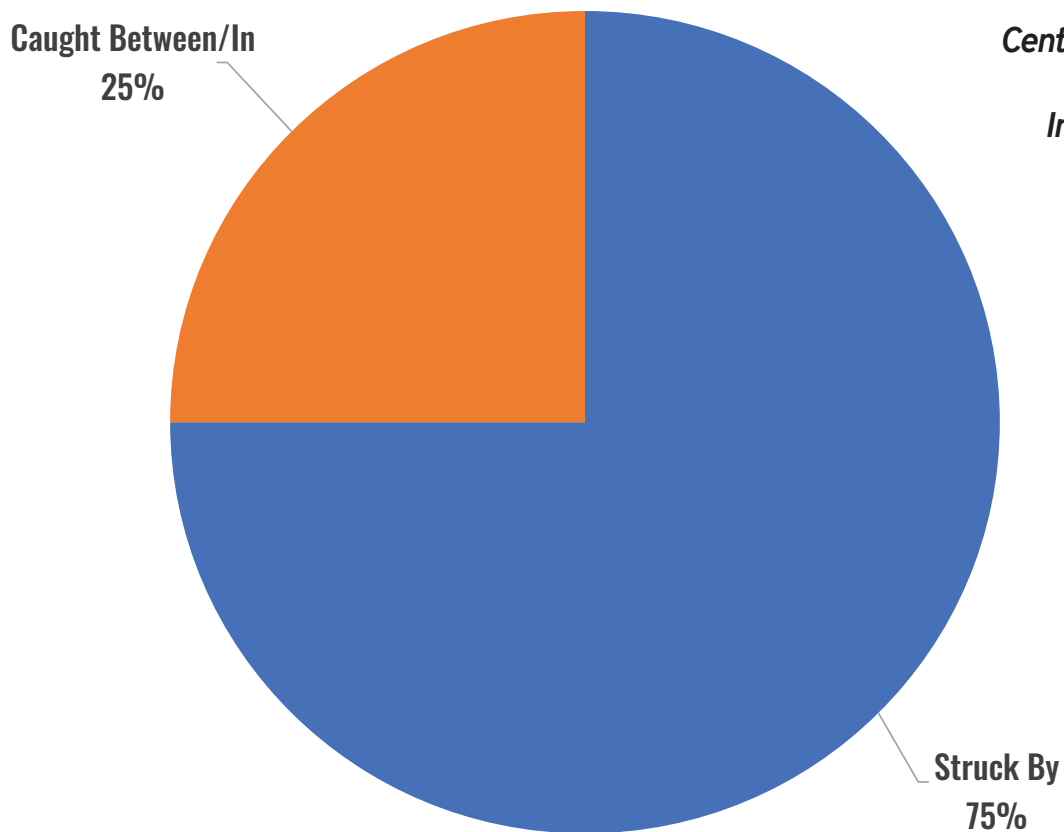
*Central America & Caribbean
Land Total Lost Time
Incidents by Incident Type
(Chart 7)*

Based on
1 Incident



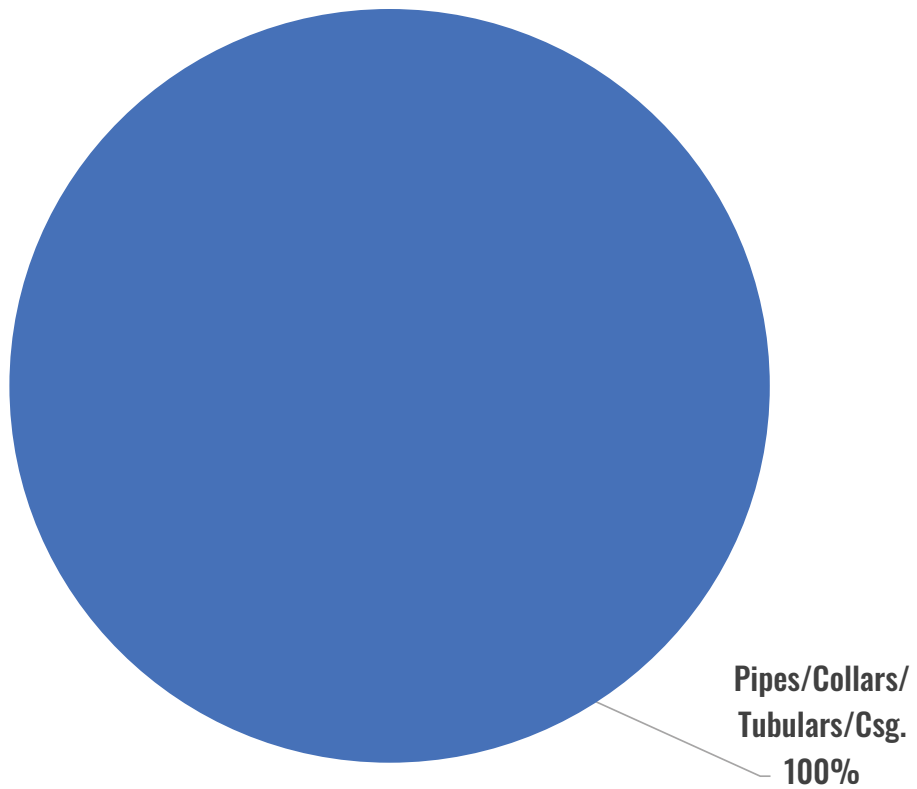
*Central America & Caribbean
Land Total Recordable
Incidents by Incident Type
(Chart 8)*

Based
on 4
Incidents



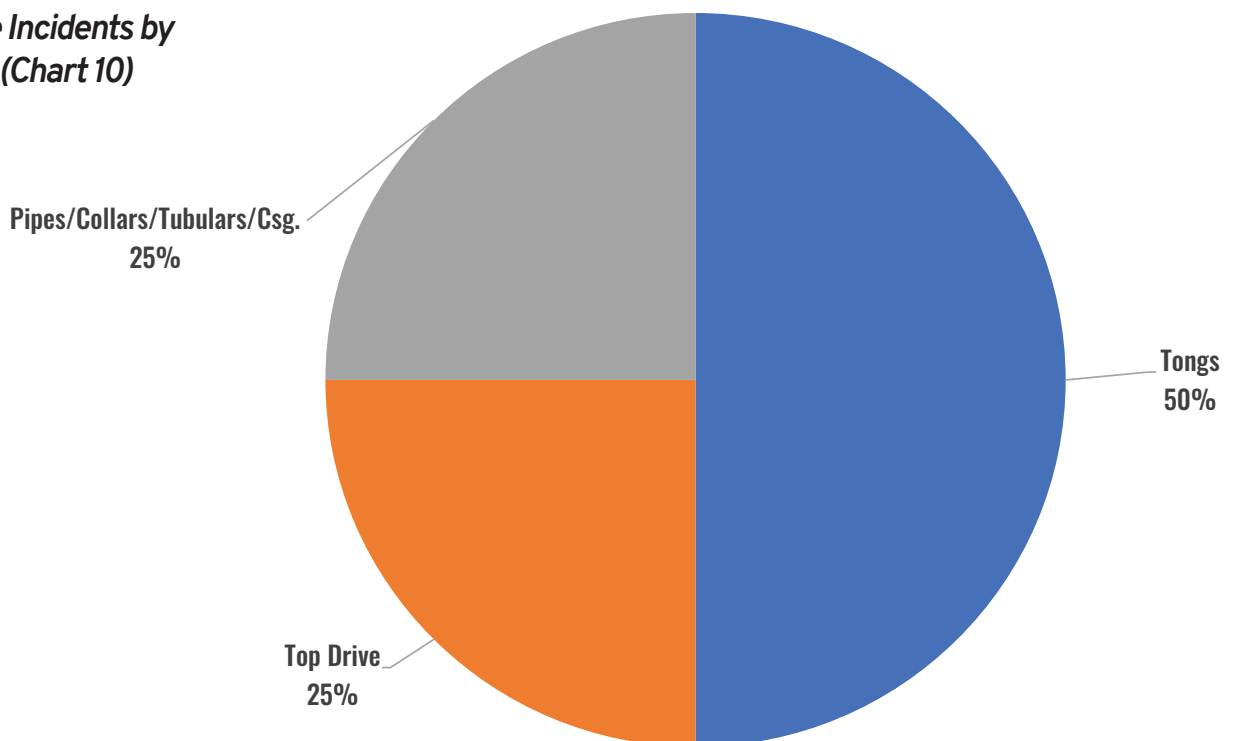
Central America & Caribbean Land Total Lost Time Incidents by Equipment (Chart 9)

Based on 1 Incident



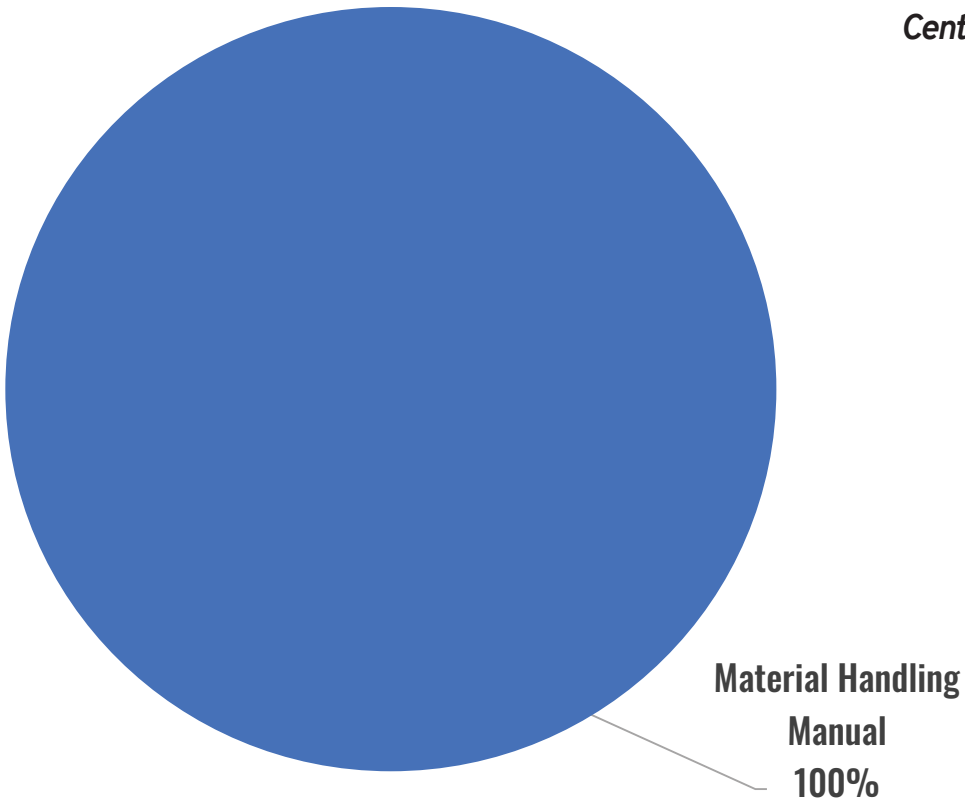
Central America & Caribbean Land Total Recordable Incidents by Equipment (Chart 10)

Based on 4 Incidents



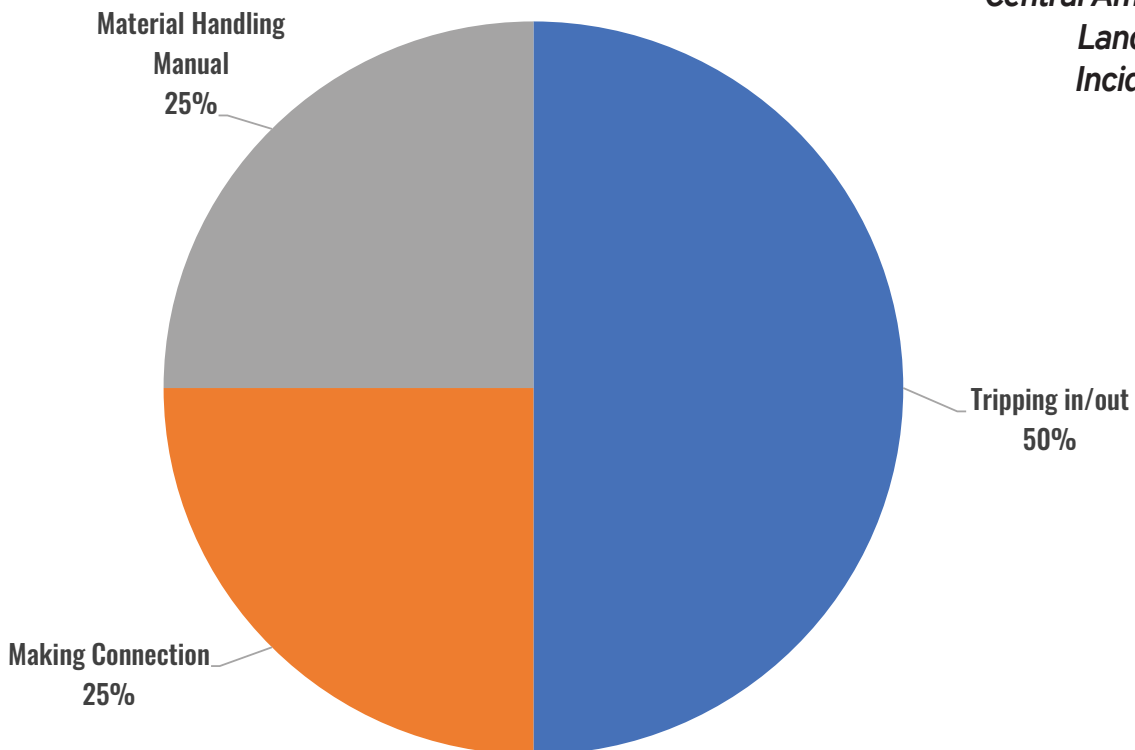
**Central America & Caribbean
Land Total Lost Time
Incidents by Operation
(Chart 11)**

Based on
1 Incident



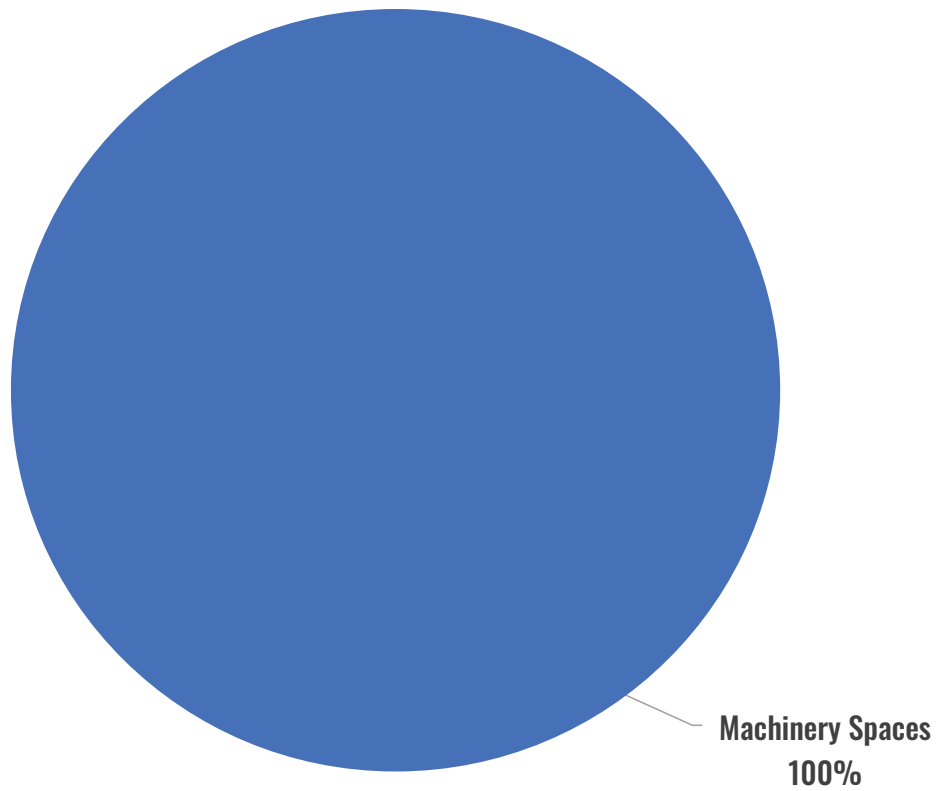
**Central America & Caribbean
Land Total Recordable
Incidents by Operation
(Chart 12)**

Based
on 4
Incidents



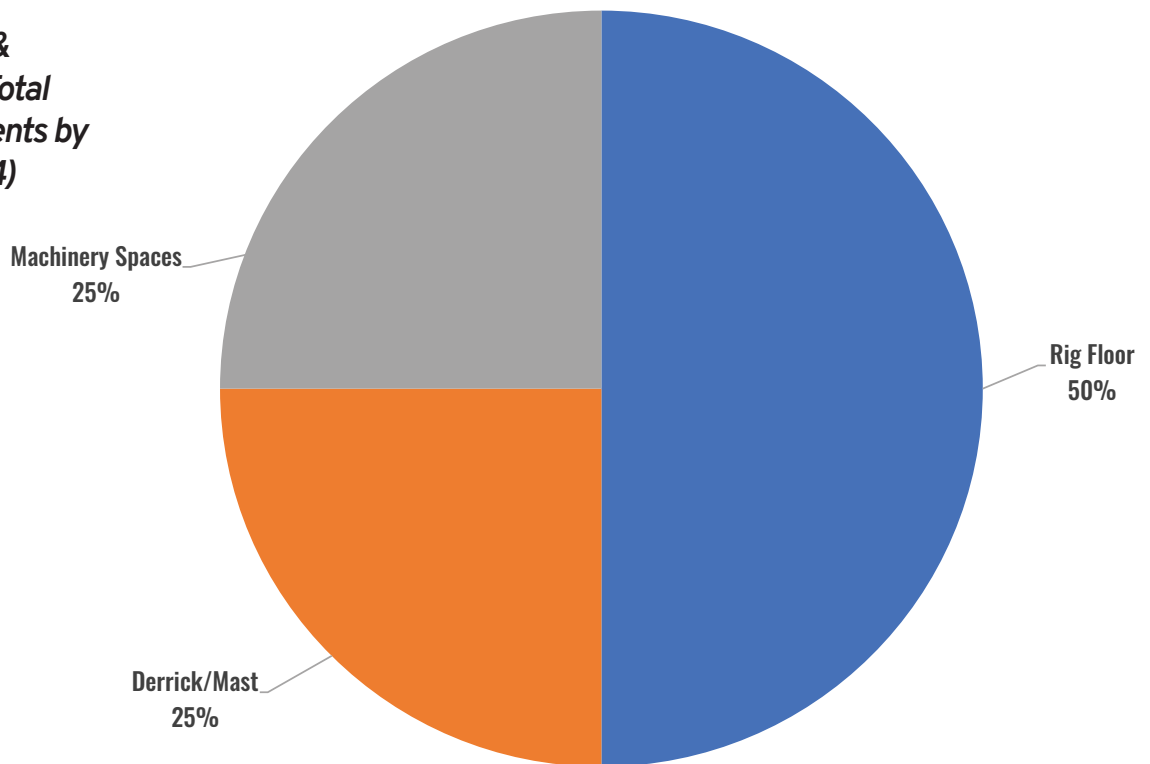
Central America & Caribbean Land Total Lost Time Incidents by Location (Chart 13)

Based on 1 Incident



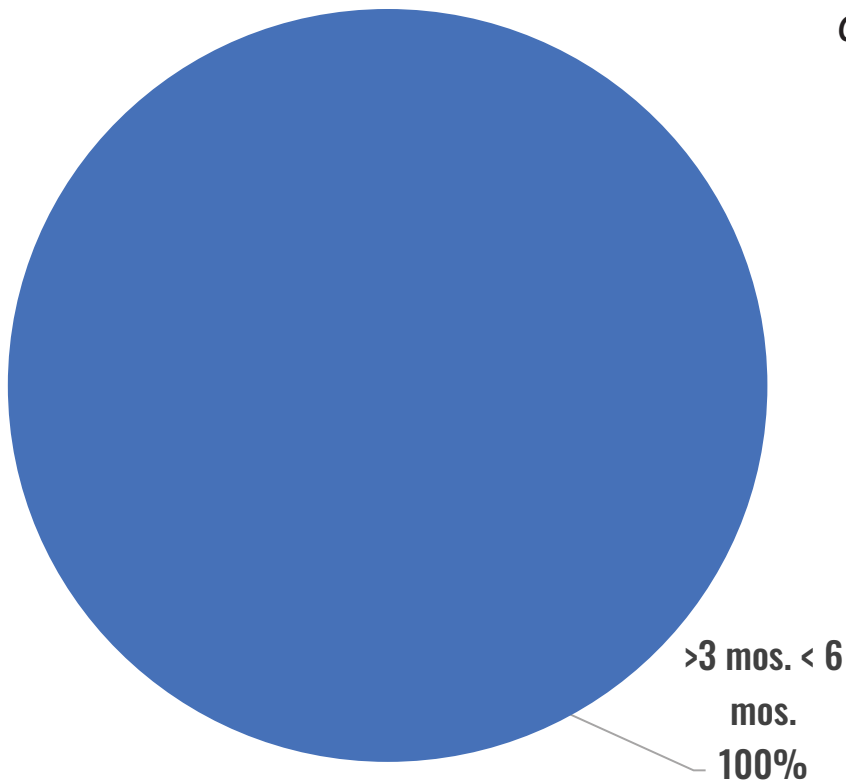
Central America & Caribbean Land Total Recordable Incidents by Location (Chart 14)

Based on 4 Incidents



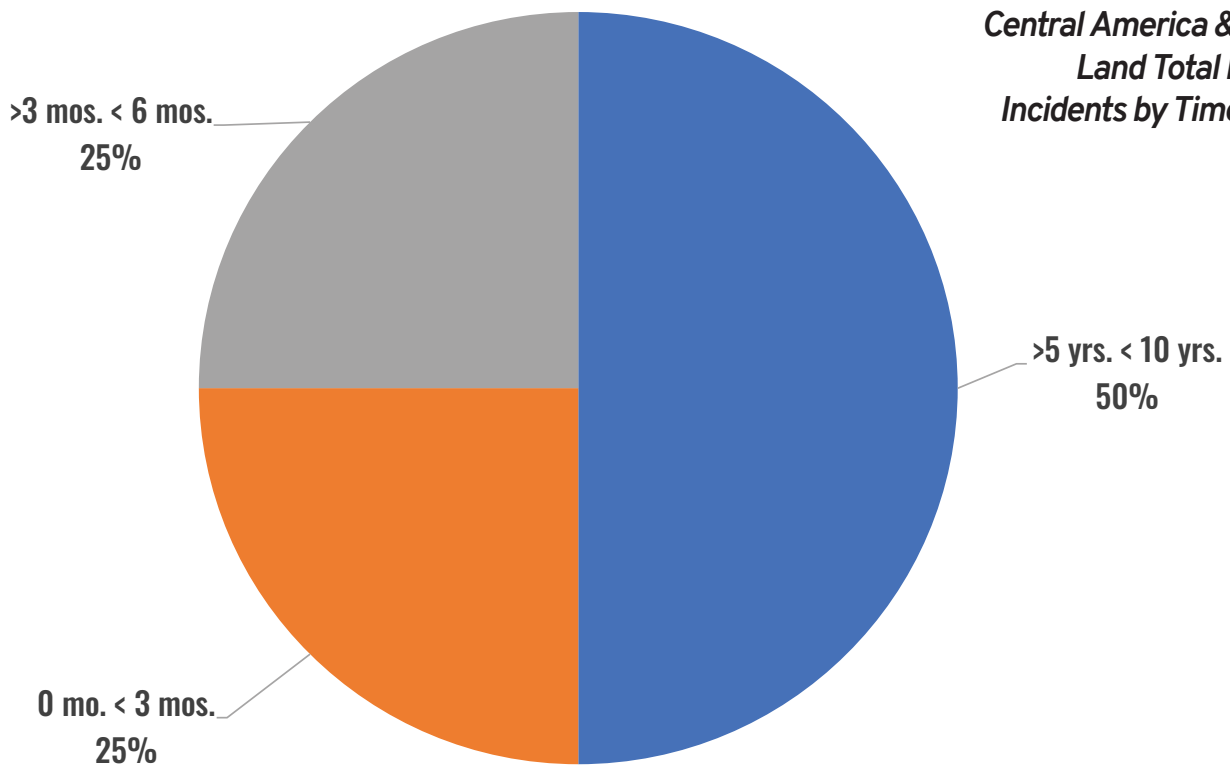
**Central America & Caribbean
Land Total Lost Time
Incidents by Time in Service
(Chart 15)**

Based on
1 Incident



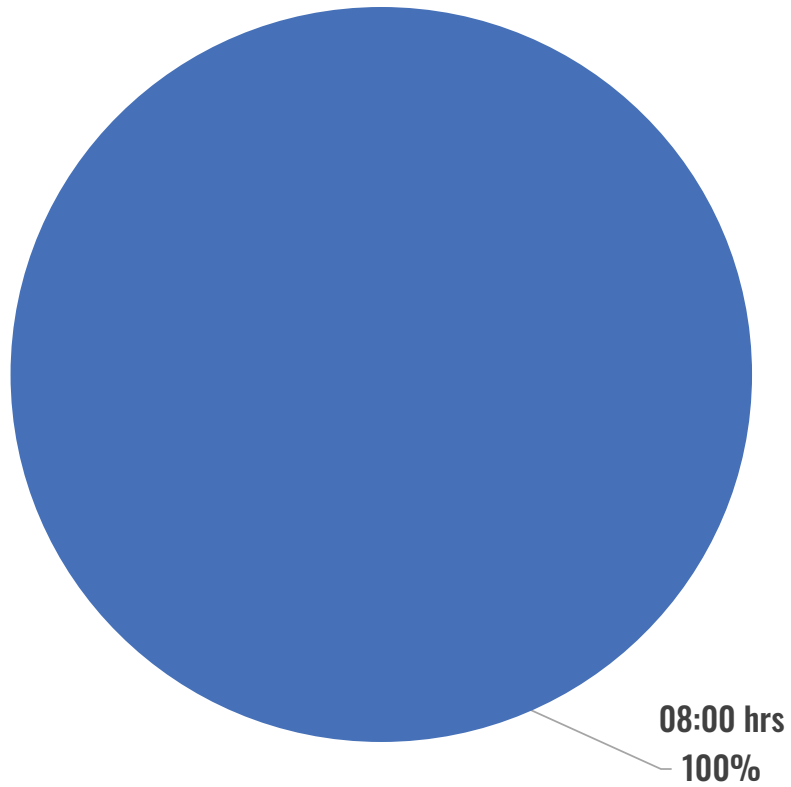
**Central America & Caribbean
Land Total Recordable
Incidents by Time in Service
(Chart 16)**

Based
on 4
Incidents



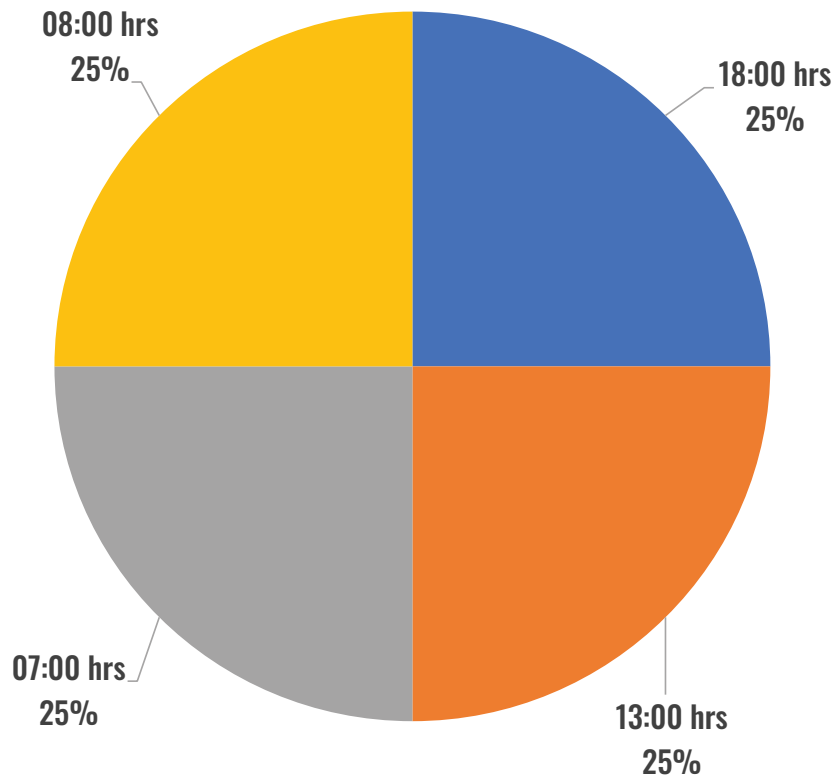
Central America & Caribbean Land Total Lost Time Incidents by Time of Day (Chart 17)

Based on 1 Incident



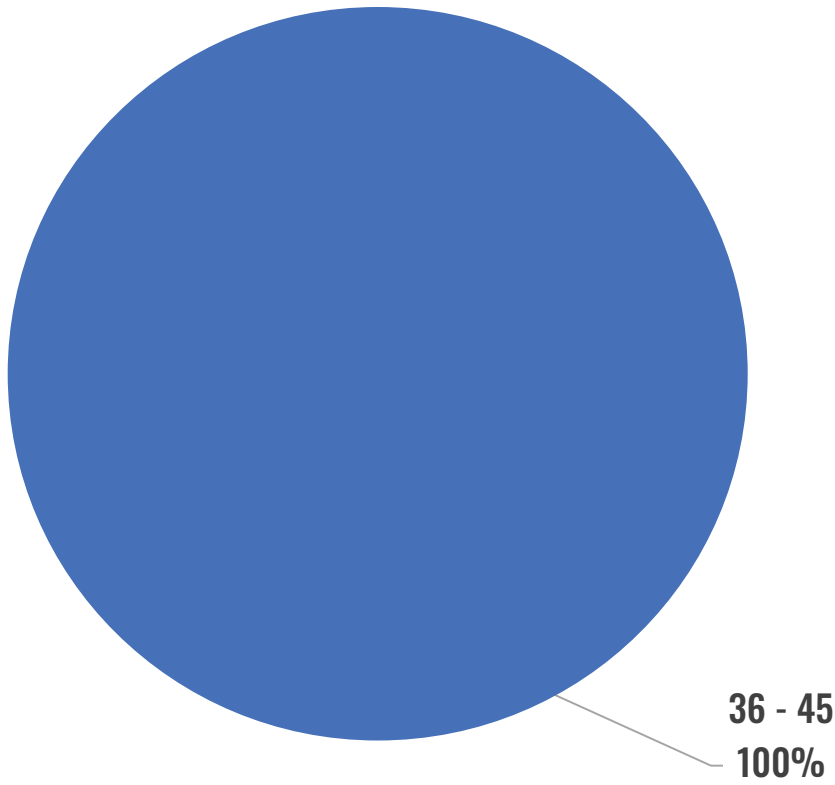
Central America & Caribbean Land Total Recordable Incidents by Time of Day (Chart 18)

Based on 4 Incidents



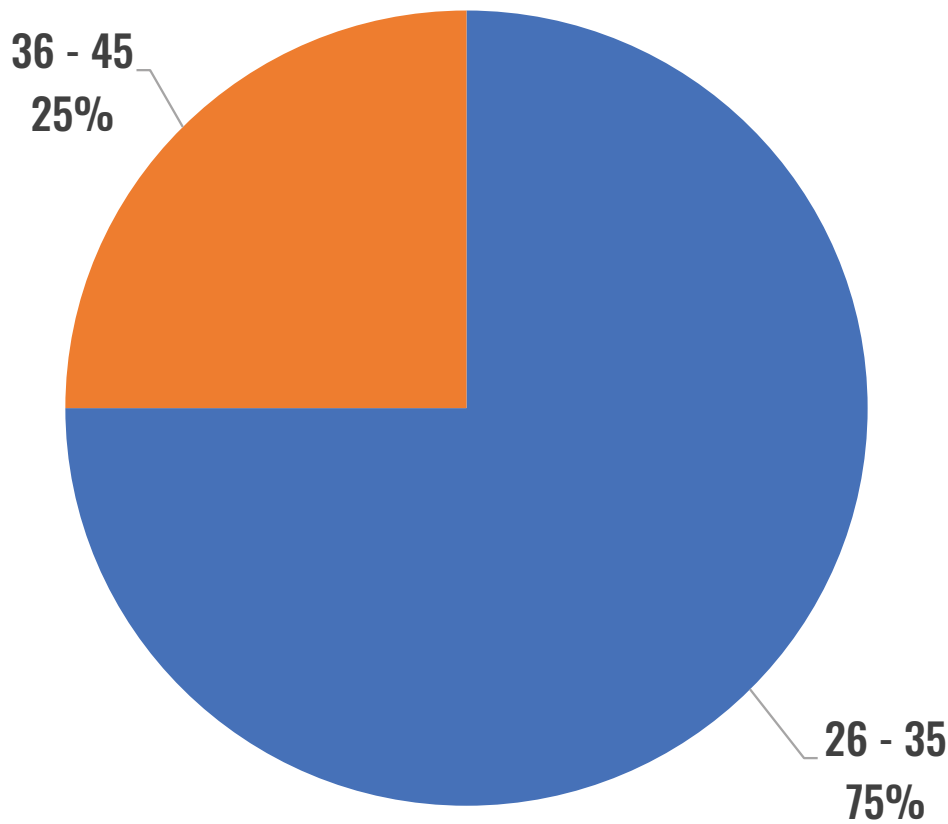
Central America & Caribbean Land Total Lost Time Incidents by Age (Chart 19)

Based on 1 Incident



Central America & Caribbean Land Total Recordable Incidents by Age (Chart 20)

Based on 4 Incidents



IADC 2022 Central America & Caribbean Land Participant Detail by Category (Table 2)

MANHOURS	MTOS	RWCS	LTIS	FTLS	RCRD	LTI INCD	LTI FREQ	MTO INCD	RWD INCD	DART INCD	DART FREQ	RCRD INCD	RCRD FREQ
302,207.00	2	0	1	0	3	0.66	3.31	1.32	0.00	0.66	3.31	1.99	9.93
256,870.00	0	0	0	0	0	0.00	0.00	0.00	0.00	0.00	0.00	0.00	0.00
65,725.00	0	1	0	0	1	0.00	0.00	0.00	3.04	3.04	15.21	3.04	15.21
1,956.00	0	0	0	0	0	0.00	0.00	0.00	0.00	0.00	0.00	0.00	0.00
626,758.00	2	1	1	0	4	0.32	1.60	0.64	0.32	0.64	3.19	1.28	6.38