



# IADC ISP Program 2020

SUMMARY OF  
OCCUPATIONAL INCIDENTS

*Issued 1 May 2021*

# CENTRAL AMERICA & CARIBBEAN Land Totals

# IADC ISP Program 2020: Summary of Occupational Incidents (Central America & Caribbean Land Totals)

## TABLE OF CONTENTS

|  |   |
|--|---|
| <i>ISP 2020 Central America &amp; Caribbean Land Totals (Table 1)</i> . . . . .                                | 2 |
| <i>Central America &amp; Caribbean Land Total Incidence Rates vs Man-hours (Figure 1)</i> . . . . .            | 2 |
| <i>IADC 2020 Central America &amp; Caribbean Land Charts</i> . . . . .   | 3 |
| <i>Central America &amp; Caribbean Land Total Recordable Incidents by Month (Chart 2)</i> . . . . .            | 3 |
| <i>Central America &amp; Caribbean Land Total Recordable Incidents by Occupation (Chart 4)</i> . . . . .       | 3 |
| <i>Central America &amp; Caribbean Land Total Recordable Incidents by Incident Type (Chart 8)</i> . . . . .    | 4 |
| <i>Central America &amp; Caribbean Land Total Recordable Incidents by Body Part (Chart 6)</i> . . . . .        | 4 |
| <i>Central America &amp; Caribbean Land Total Recordable Incidents by Equipment (Chart 10)</i> . . . . .       | 5 |
| <i>Central America &amp; Caribbean Land Total Recordable Incidents by Operation (Chart 12)</i> . . . . .       | 5 |
| <i>Central America &amp; Caribbean Land Total Recordable Incidents by Time in Service (Chart 16)</i> . . . . . | 6 |
| <i>Central America &amp; Caribbean Land Total Recordable Incidents by Location (Chart 14)</i> . . . . .        | 6 |
| <i>Central America &amp; Caribbean Land Total Recordable Incidents by Time of Day (Chart 18)</i> . . . . .     | 7 |
| <i>Central America &amp; Caribbean Land Total Recordable Incidents by Age (Chart 20)</i> . . . . .             | 7 |
| <i>IADC 2020 Central America &amp; Caribbean Land Participant Detail by Category (Table 2)</i> . . . . .       | 8 |

IADC ISP Program 2020  
Issued 1 May 2021

International Association of Drilling Contractors  
3657 Briarpark Drive #200  
Houston, Texas 77042, USA

Copyright © 2021 International Association of Drilling Contractors (IADC), Houston, Texas USA.  
All rights reserved. No part of this publication may be reproduced or transmitted in any form, whether printed or electronic, without the prior written permission of the publisher.

## ISP 2020 Central America & Caribbean Land Totals (Table 1)

|                                   | TOTAL   |
|-----------------------------------|---------|
| TOTAL MAN-HOURS                   | 796,760 |
| TOTAL MEDICAL TREATMENT INCIDENTS | 0       |
| TOTAL RESTRICTED WORK INCIDENTS   | 1       |
| TOTAL LOST TIME INCIDENTS         | 4       |
| TOTAL FATALITIES                  | 0       |
| TOTAL RECORDABLES                 | 5       |
| MTO INCIDENCE RATE                | 0.00    |
| RWC INCIDENCE RATE                | 0.25    |
| LTI INCIDENCE RATE                | 1.00    |
| LTI FREQUENCY RATE                | 5.02    |
| DART INCIDENCE RATE               | 1.26    |
| DART FREQUENCY RATE               | 6.28    |
| RECORDABLE INCIDENCE RATE         | 1.26    |
| RECORDABLE FREQUENCY RATE         | 6.28    |

### Companies Reporting: Land - 5

MEDICAL TREATMENT INCIDENCE RATE = MTOs X 200,000 / MAN-HOURS (LTIs NOT INCLUDED)

RESTRICTED WORK INCIDENCE RATE = RWCs X 200,000 / MAN-HOURS (LTIs NOT INCLUDED)

LOST TIME INCIDENCE RATE = (LTIs+FTLs) X 200,000 / MAN-HOURS

LOST TIME FREQUENCY RATE = (LTIs+FTLs) X 1,000,000 / MAN-HOURS

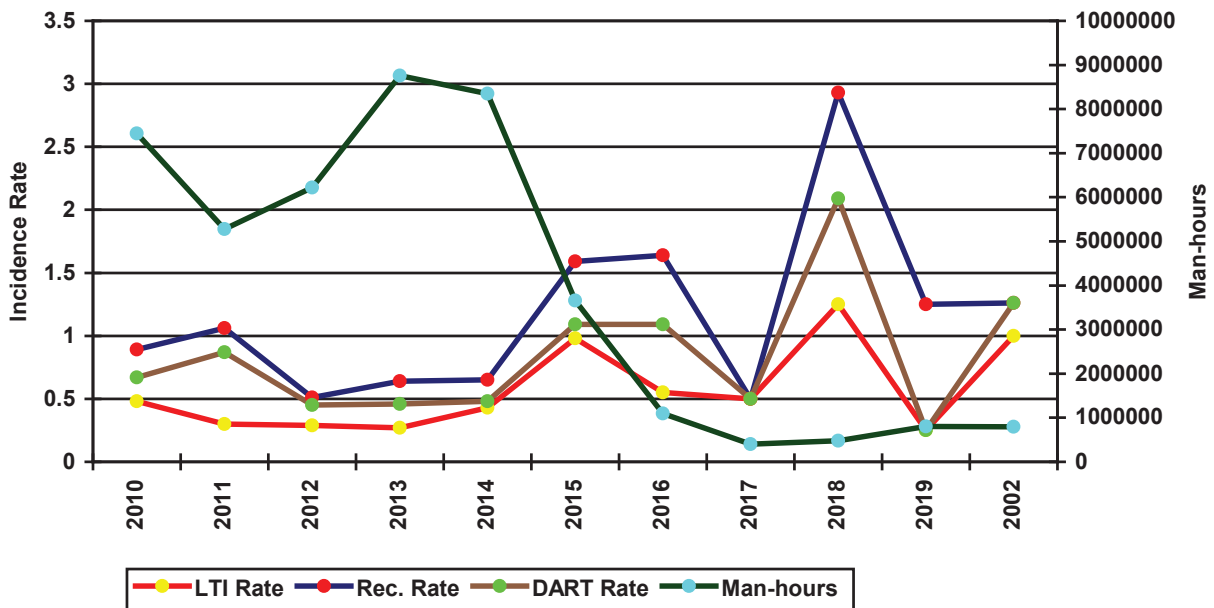
DART INCIDENCE RATE = (LTIs+FTLs+RWCs) X 200,000 / MAN-HOURS

DART FREQUENCY RATE = (LTIs+FTLs+RWCs) X 1,000,000 / MAN-HOURS

RECORDABLE INCIDENCE RATE = RECORDABLES X 200,000 / MAN-HOURS

RECORDABLE FREQUENCY RATE = RECORDABLES X 1,000,000 / MAN-HOURS

Central America & Caribbean Land Total Incidence Rates vs Man-hours (Figure 1)

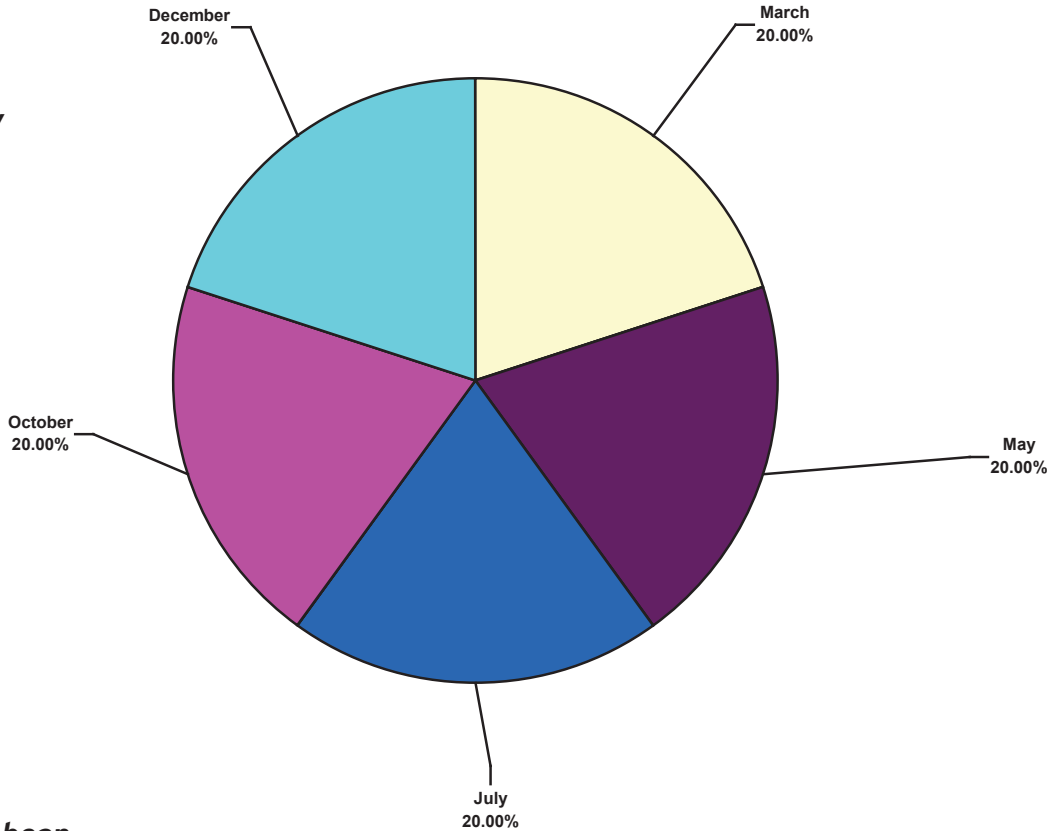


# IADC 2020 Central America & Caribbean Land Charts

Note: There were only four Lost Time Incidents recorded for 2020, therefore there will not be any charts.

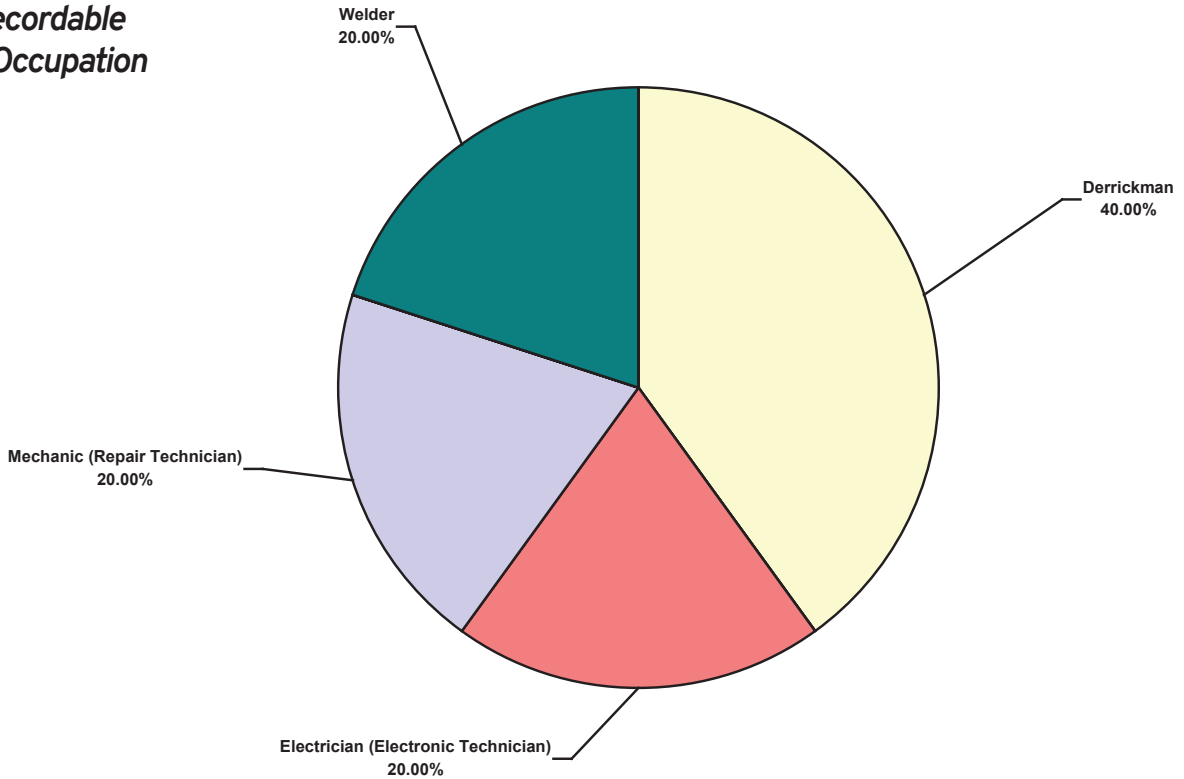
**Central America & Caribbean Land Total Recordable Incidents by Month (Chart 2)**

Based on 5 Incidents



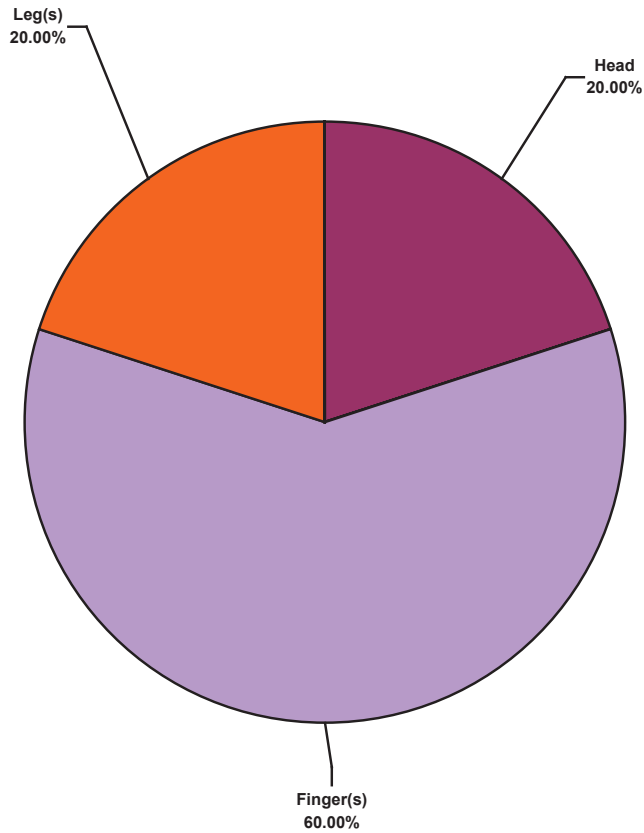
**Central America & Caribbean Land Total Recordable Incidents by Occupation (Chart 4)**

Based on 5 Incidents



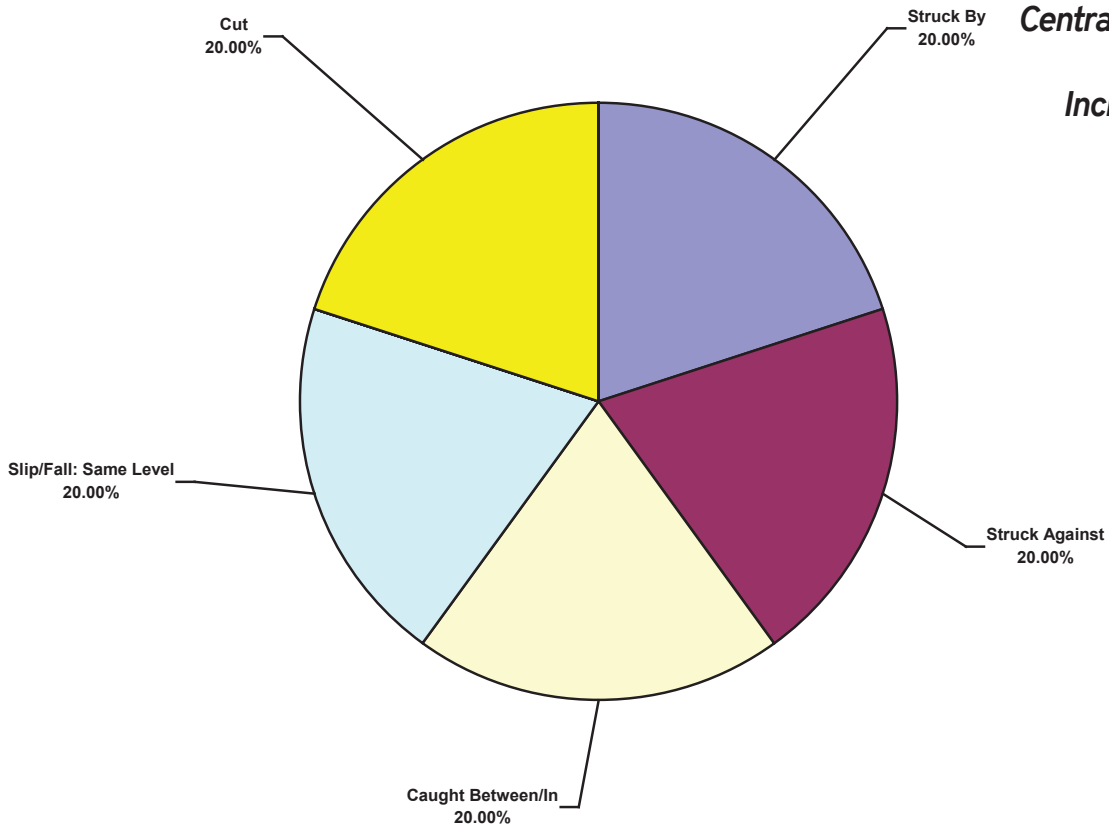
**Central America & Caribbean Land Total Recordable Incidents by Body Part (Chart 6)**

Based on 5 Incidents



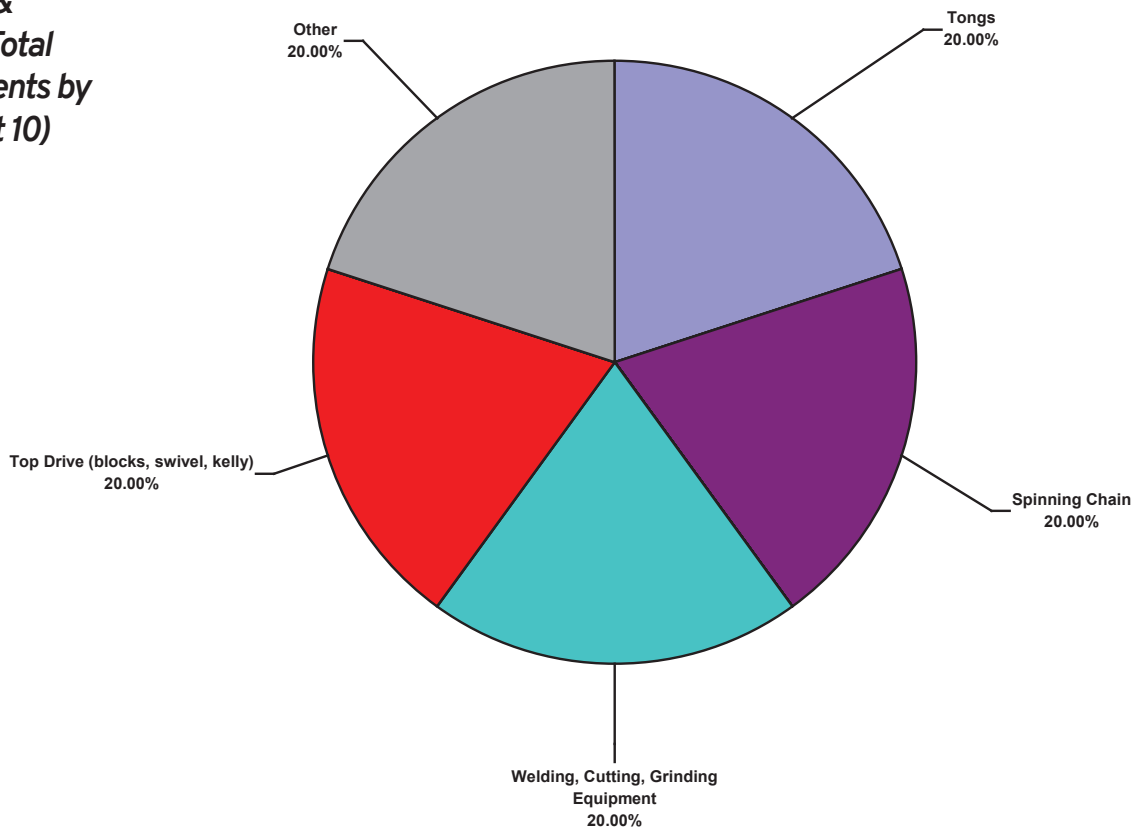
**Central America & Caribbean Land Total Recordable Incidents by Incident Type (Chart 8)**

Based on 5 Incidents



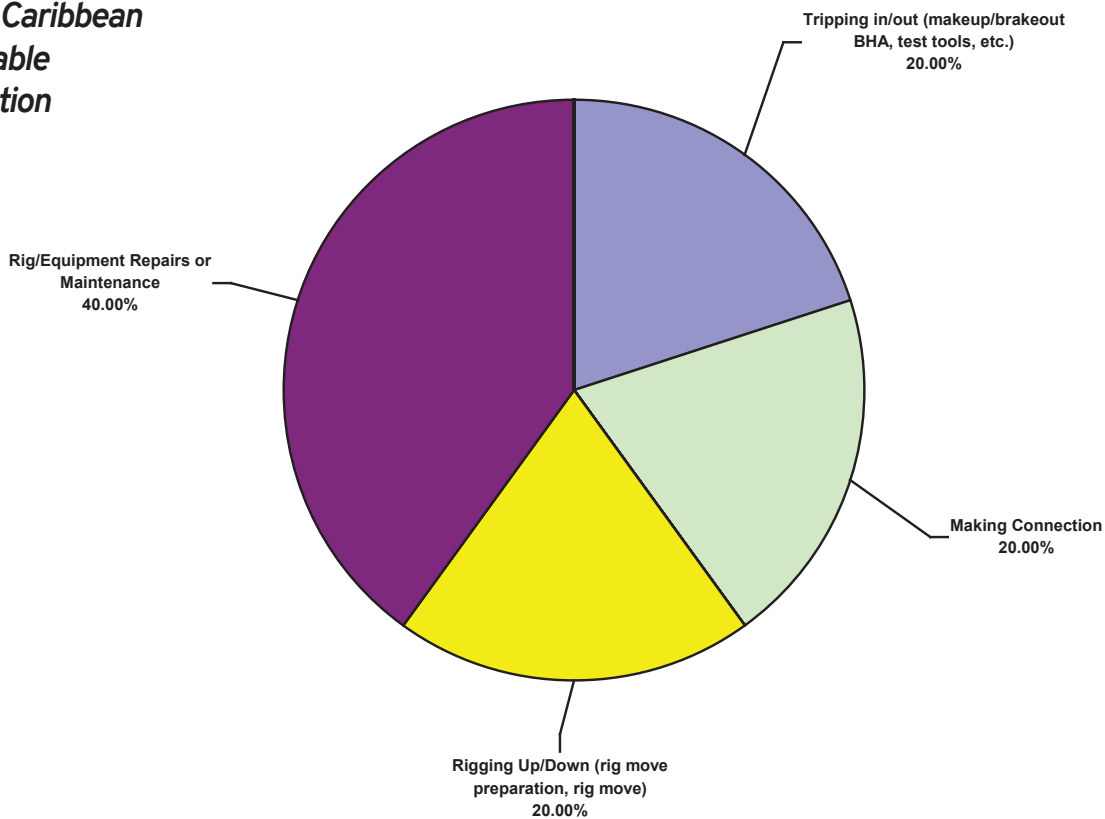
**Central America & Caribbean Land Total Recordable Incidents by Equipment (Chart 10)**

Based on 5 Incidents



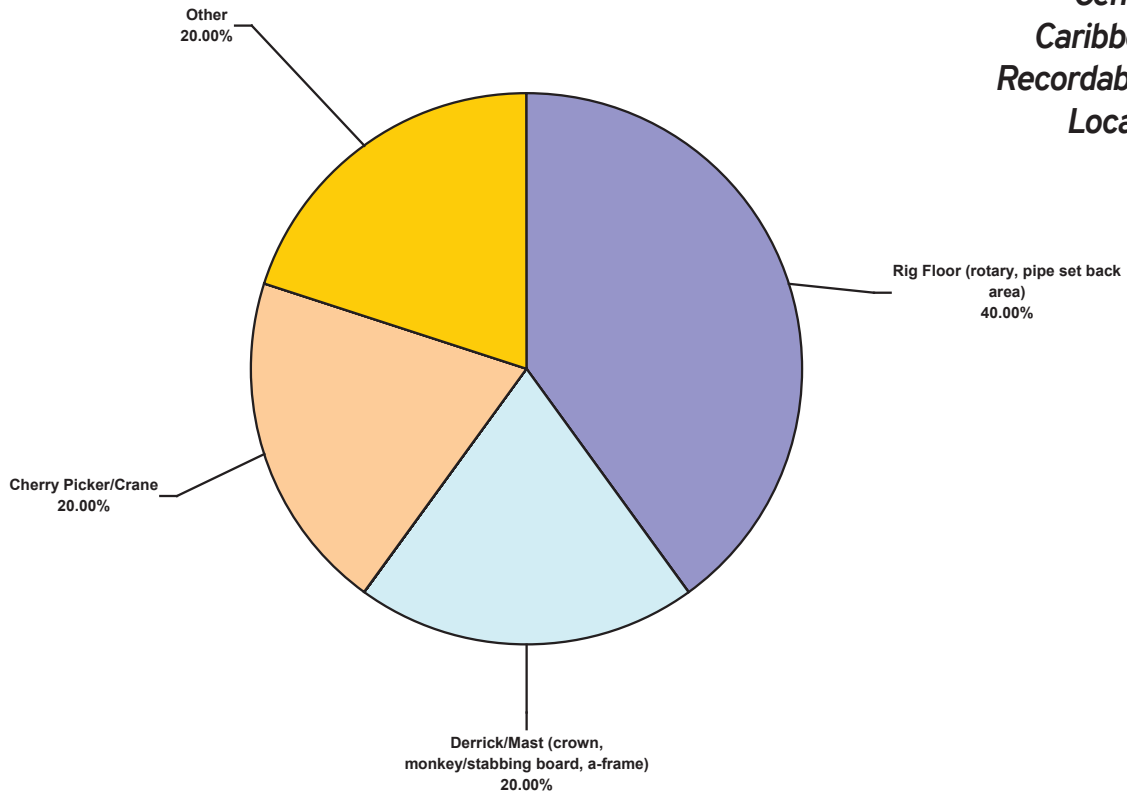
**Central America & Caribbean Land Total Recordable Incidents by Operation (Chart 12)**

Based on 5 Incidents



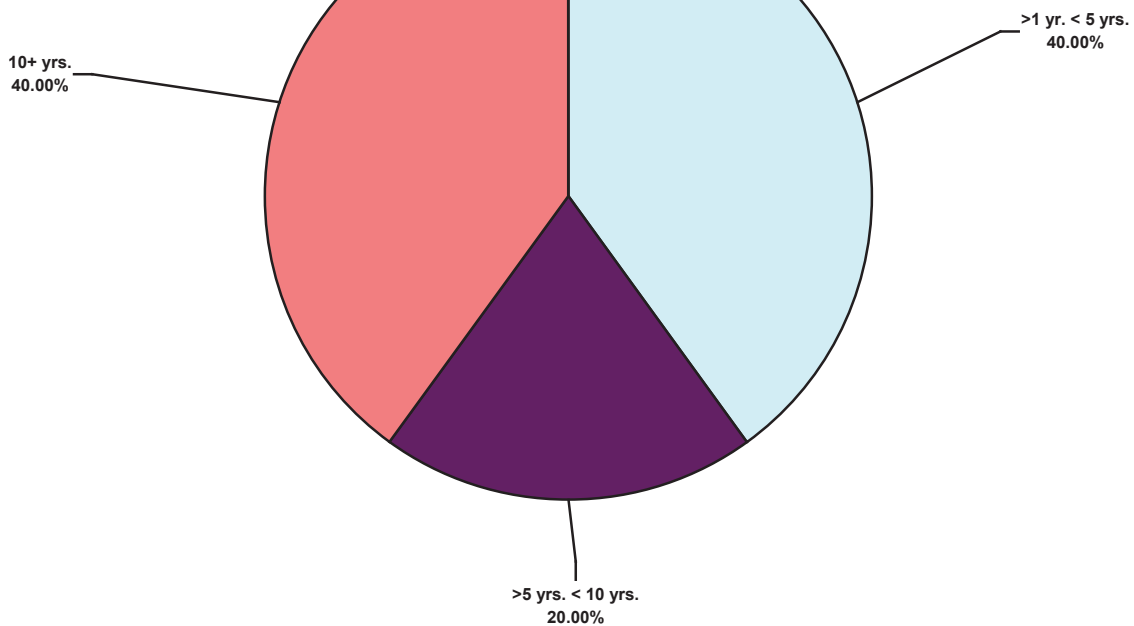
**Central America & Caribbean Land Total Recordable Incidents by Location (Chart 14)**

Based on 5 Incidents



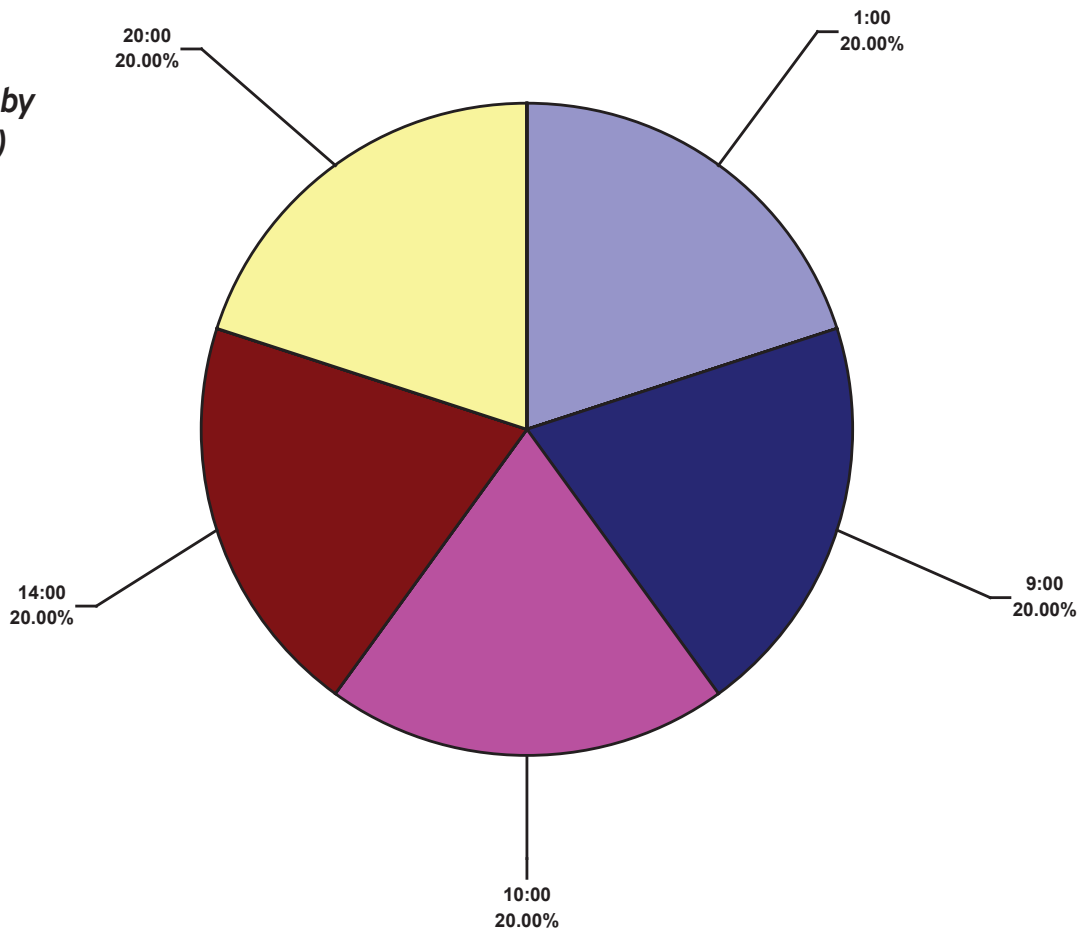
**Central America & Caribbean Land Total Recordable Incidents by Time in Service (Chart 16)**

Based on 5 Incidents



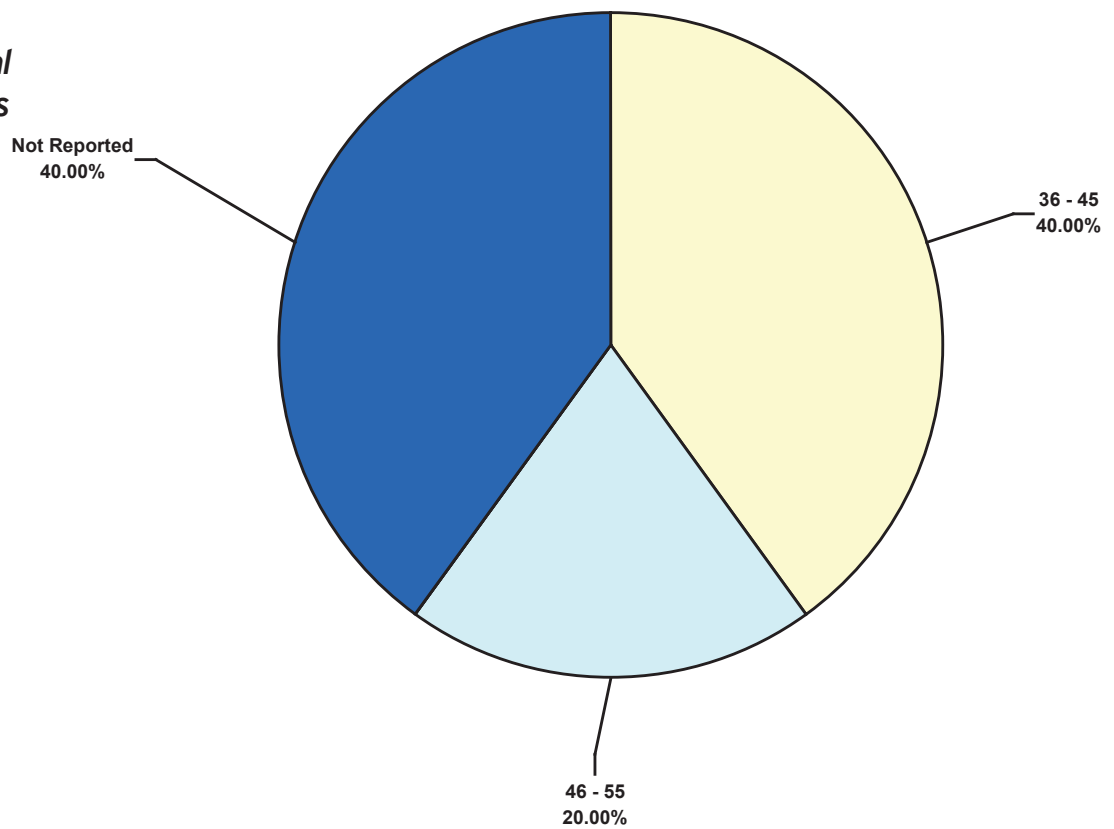
**Central America & Caribbean Land Total Recordable Incidents by Time of Day (Chart 18)**

Based on 5 Incidents



**Central America & Caribbean Land Total Recordable Incidents by Age (Chart 20)**

Based on 5 Incidents





## IADC 2020 Central America & Caribbean Land Participant Detail by Category (Table 2)

| MANHOURS   | MTOS | RWCS | LTIS | FTLS | RCRD | LTI INCD | LTI FREQ | MTO INCD | RWD INCD | DART INCD | DART FREQ | RCRD INCD | RCRD FREQ |
|------------|------|------|------|------|------|----------|----------|----------|----------|-----------|-----------|-----------|-----------|
| 327,886.00 | 0.00 | 1    | 1    | 0    | 2    | 0.61     | 3.05     | 0.00     | 0.61     | 1.22      | 6.10      | 1.22      | 6.10      |
| 246,148.00 | 0.00 | 0    | 0    | 0    | 0    | 0        | 0        | 0.00     | 0.00     | 0.00      | 0.00      | 0.00      | 0.00      |
| 185,914.00 | 0.00 | 0    | 3    | 0    | 3    | 3.23     | 16.14    | 0.00     | 0.00     | 3.23      | 16.14     | 3.23      | 16.14     |
| 35,019.00  | 0.00 | 0    | 0    | 0    | 0    | 0        | 0        | 0.00     | 0.00     | 0.00      | 0.00      | 0.00      | 0.00      |
| 1,793.00   | 0.00 | 0    | 0    | 0    | 0    | 0        | 0        | 0.00     | 0.00     | 0.00      | 0.00      | 0.00      | 0.00      |
| 796,760.00 | 0.00 | 1    | 4    | 0    | 5    | 1        | 5.02     | 0.00     | 0.25     | 1.26      | 6.28      | 1.26      | 6.28      |