



IADC ISP Program 2019

SUMMARY OF
OCCUPATIONAL INCIDENTS

Issued 2 December 2020

CENTRAL AMERICA & CARIBBEAN Land Totals

IADC ISP Program 2019: Summary of Occupational Incidents (Central America & Caribbean Land Totals)

TABLE OF CONTENTS

<i>ISP 2019 Central America & Caribbean Land Totals (Table 1)</i>	2
<i>Central America & Caribbean Land Total Incidence Rates vs Man-hours (Figure 1)</i>	2
<i>IADC 2019 Central America & Caribbean Land Charts</i>	3
<i>Central America & Caribbean Land Total Recordable Incidents by Month (Chart 2)</i>	3
<i>Central America & Caribbean Land Total Recordable Incidents by Occupation (Chart 4)</i>	3
<i>Central America & Caribbean Land Total Recordable Incidents by Incident Type (Chart 8)</i>	4
<i>Central America & Caribbean Land Total Recordable Incidents by Body Part (Chart 6)</i>	4
<i>Central America & Caribbean Land Total Recordable Incidents by Equipment (Chart 10)</i>	5
<i>Central America & Caribbean Land Total Recordable Incidents by Operation (Chart 12)</i>	5
<i>Central America & Caribbean Land Total Recordable Incidents by Time in Service (Chart 16)</i>	6
<i>Central America & Caribbean Land Total Recordable Incidents by Location (Chart 14)</i>	6
<i>Central America & Caribbean Land Total Recordable Incidents by Time of Day (Chart 18)</i>	7
<i>Central America & Caribbean Land Total Recordable Incidents by Age (Chart 20)</i>	7
<i>IADC 2019 Central America & Caribbean Land Participant Detail by Category (Table 2)</i>	8

IADC ISP Program 2019
Issued 2 December 2020

International Association of Drilling Contractors
3657 Briarpark Drive #200
Houston, Texas 77042, USA

Copyright © 2020 International Association of Drilling Contractors (IADC), Houston, Texas USA.
All rights reserved. No part of this publication may be reproduced or transmitted in any form, whether printed or electronic, without the prior written permission of the publisher.

ISP 2019 Central America & Caribbean Land Totals (Table 1)

	TOTAL
TOTAL MAN-HOURS	799,722
TOTAL MEDICAL TREATMENT INCIDENTS	4
TOTAL RESTRICTED WORK INCIDENTS	0
TOTAL LOST TIME INCIDENTS	1
TOTAL FATALITIES	0
TOTAL RECORDABLES	5
MTO INCIDENCE RATE	1.00
RWC INCIDENCE RATE	0.00
LTI INCIDENCE RATE	0.25
LTI FREQUENCY RATE	1.25
DART INCIDENCE RATE	0.25
DART FREQUENCY RATE	1.25
RECORDABLE INCIDENCE RATE	1.25
RECORDABLE FREQUENCY RATE	6.25

Companies Reporting: Land - 6

MEDICAL TREATMENT INCIDENCE RATE = MTOs X 200,000 / MAN-HOURS (LTIs NOT INCLUDED)

RESTRICTED WORK INCIDENCE RATE = RWCs X 200,000 / MAN-HOURS (LTIs NOT INCLUDED)

LOST TIME INCIDENCE RATE = (LTIs+FTLs) X 200,000 / MAN-HOURS

LOST TIME FREQUENCY RATE = (LTIs+FTLs) X 1,000,000 / MAN-HOURS

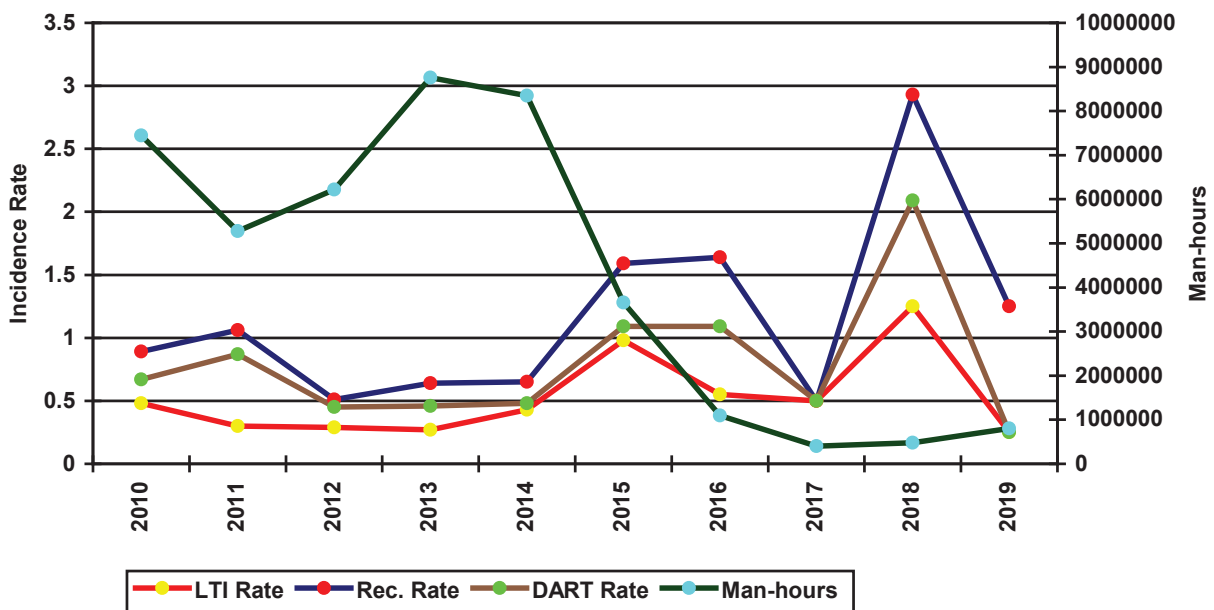
DART INCIDENCE RATE = (LTIs+FTLs+RWCs) X 200,000 / MAN-HOURS

DART INCIDENCE RATE = (LTIs+FTLs+RWCs) X 1,000,000 / MAN-HOURS

RECORDABLE INCIDENCE RATE = RECORDABLES X 200,000 / MAN-HOURS

RECORDABLE FREQUENCY RATE = RECORDABLES X 1,000,000 / MAN-HOURS

Central America & Caribbean Land Total Incidence Rates vs Man-hours (Figure 1)

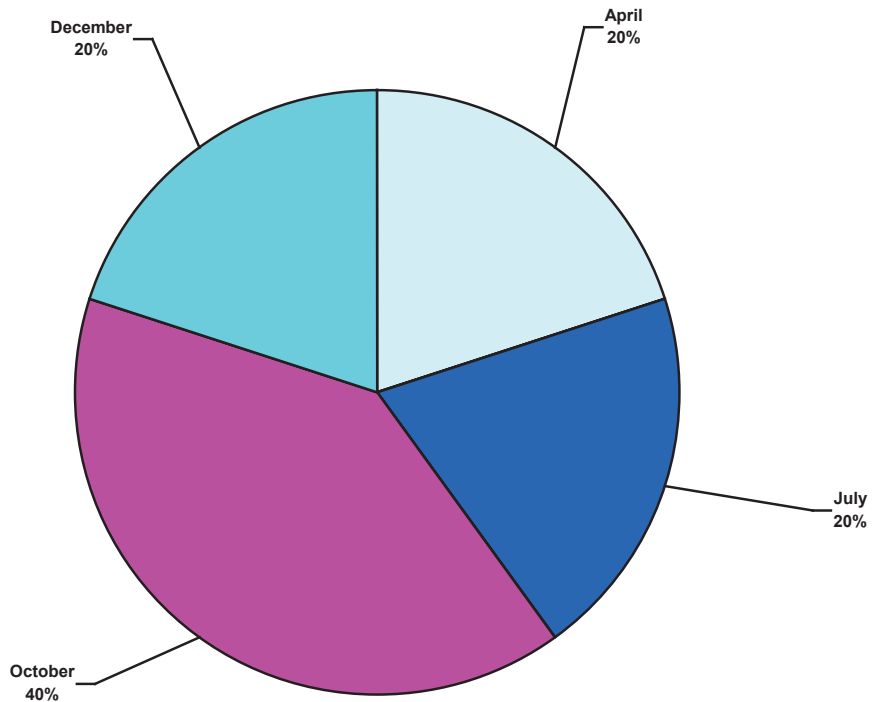


IADC 2019 Central America & Caribbean Land Charts

Note: There were only eight Lost Time Incidents recorded for 2019, therefore there will not be any charts.

Central America & Caribbean Land Total Recordable Incidents by Month (Chart 2)

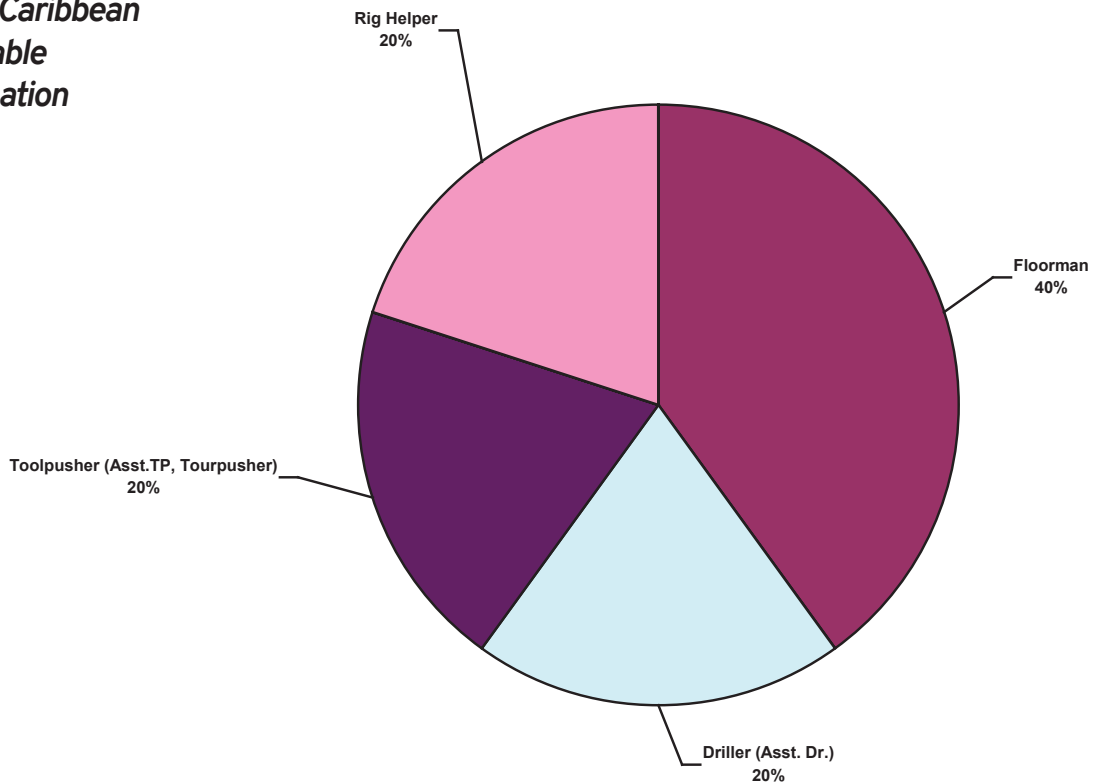
Based on 5 Incidents



Note: Some pie charts may not appear to show all the slices due to the small percentage the slice represents.

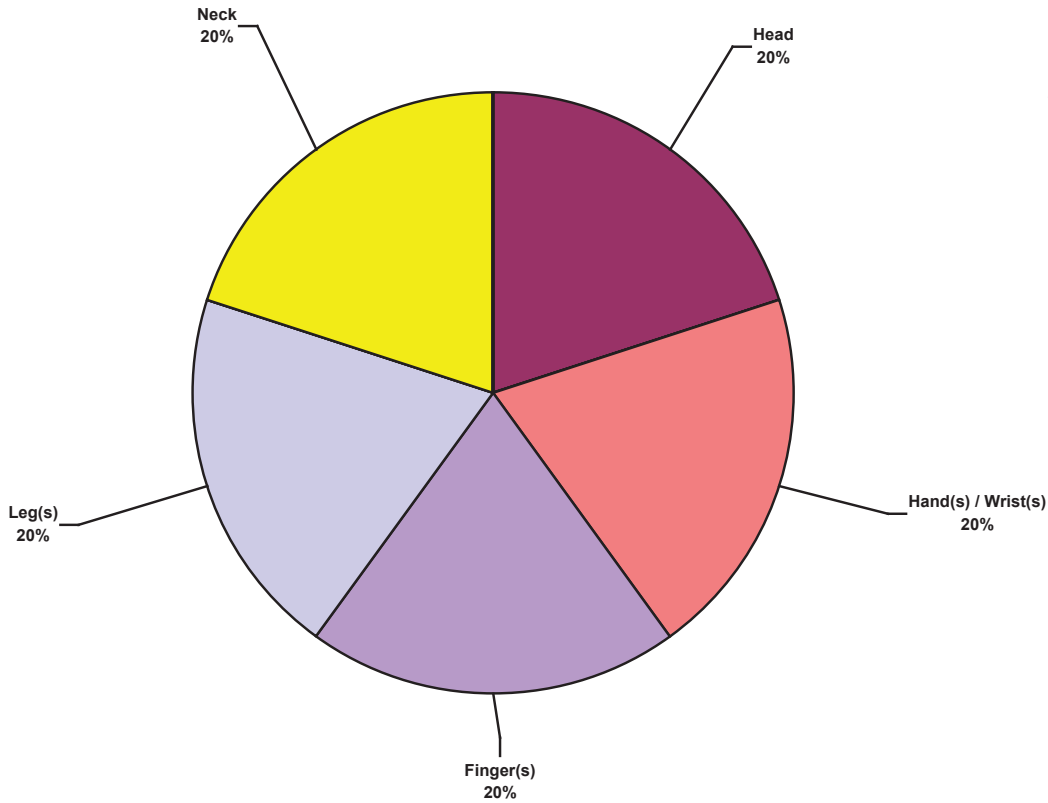
Central America & Caribbean Land Total Recordable Incidents by Occupation (Chart 4)

Based on 5 Incidents



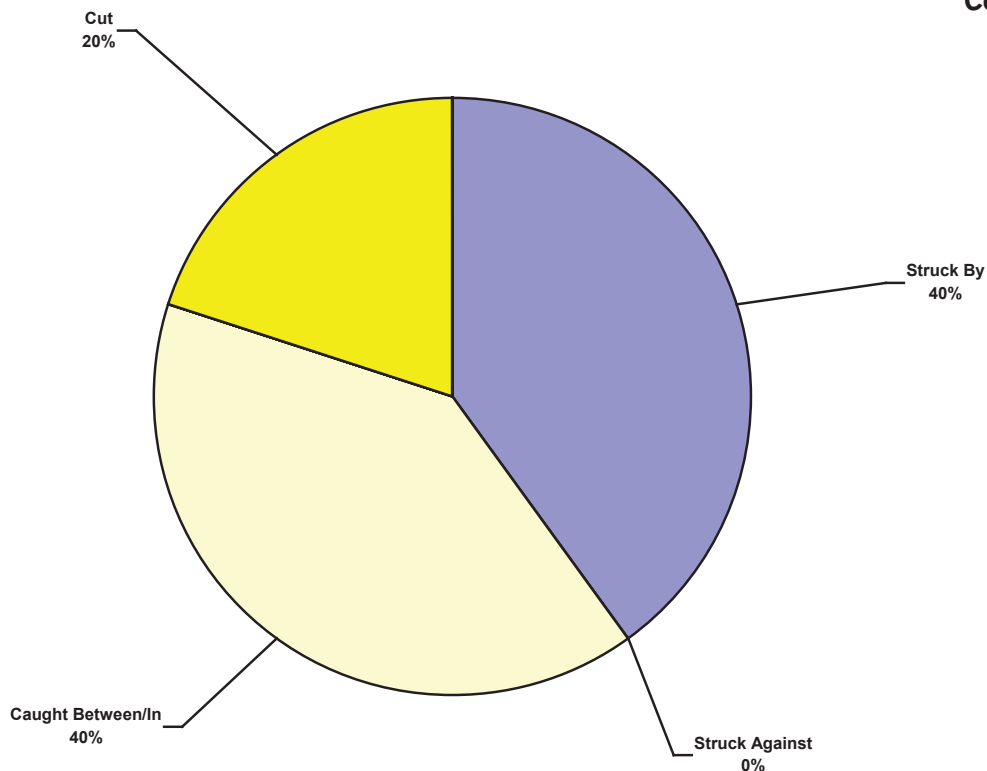
Central America & Caribbean Land Total Recordable Incidents by Body Part (Chart 6)

Based on 5 Incidents



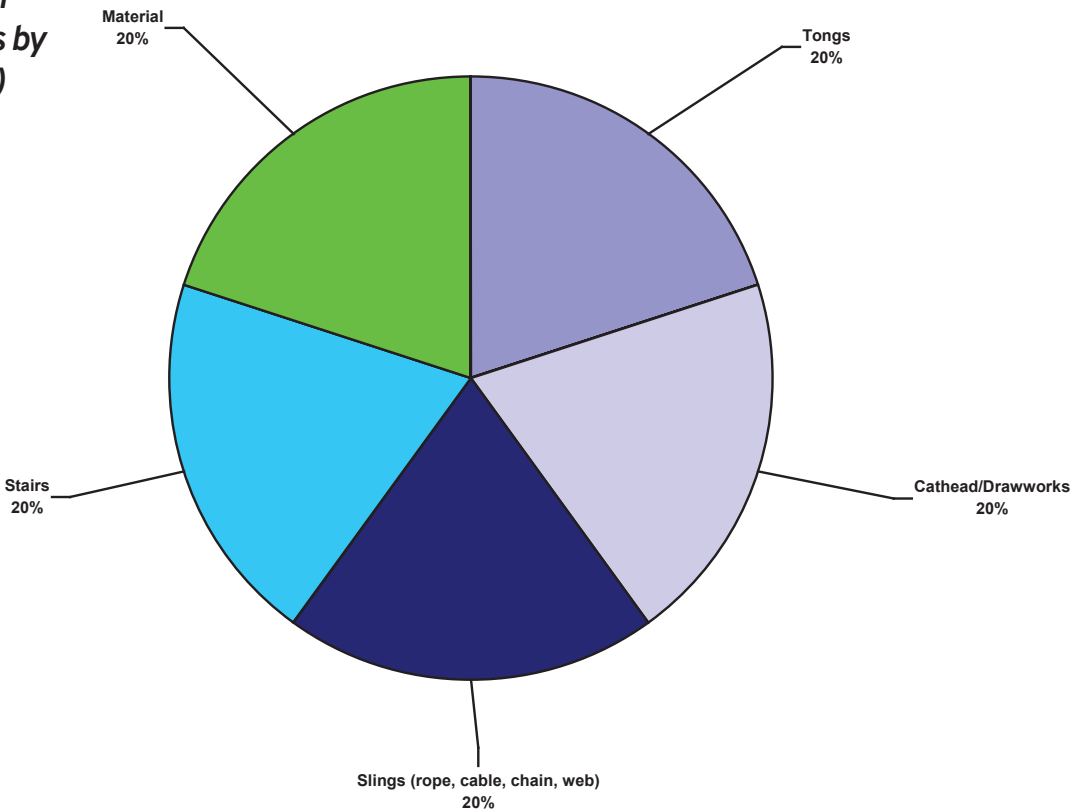
Central America & Caribbean Land Total Recordable Incidents by Incident Type (Chart 8)

Based on 5 Incidents



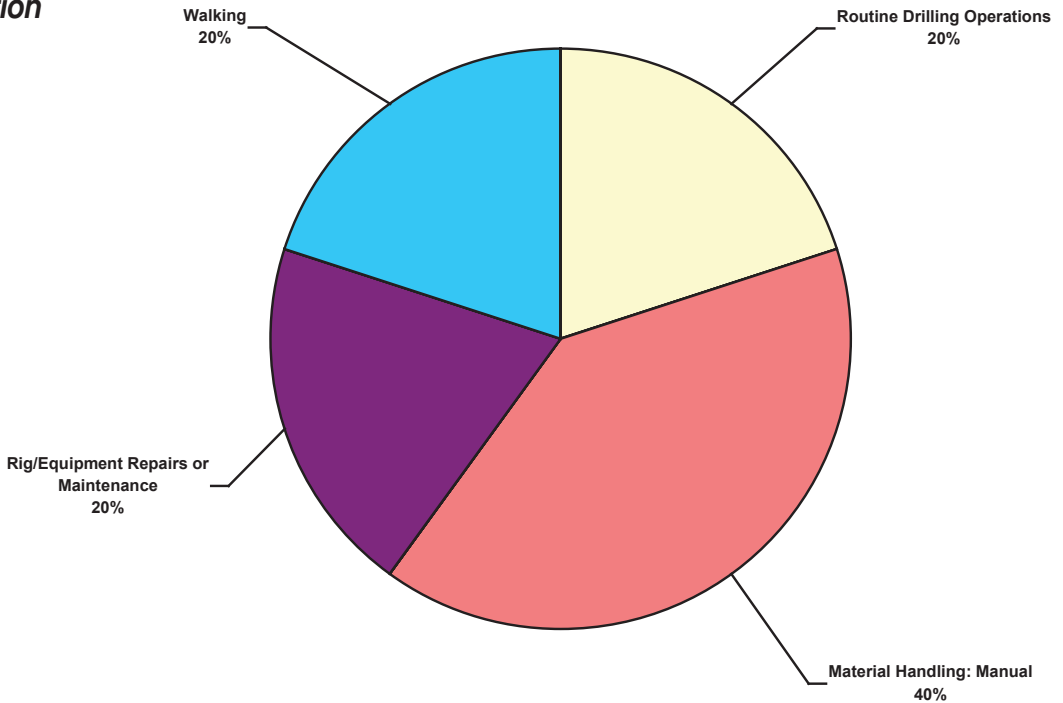
Central America & Caribbean Land Total Recordable Incidents by Equipment (Chart 10)

Based on 5 Incidents



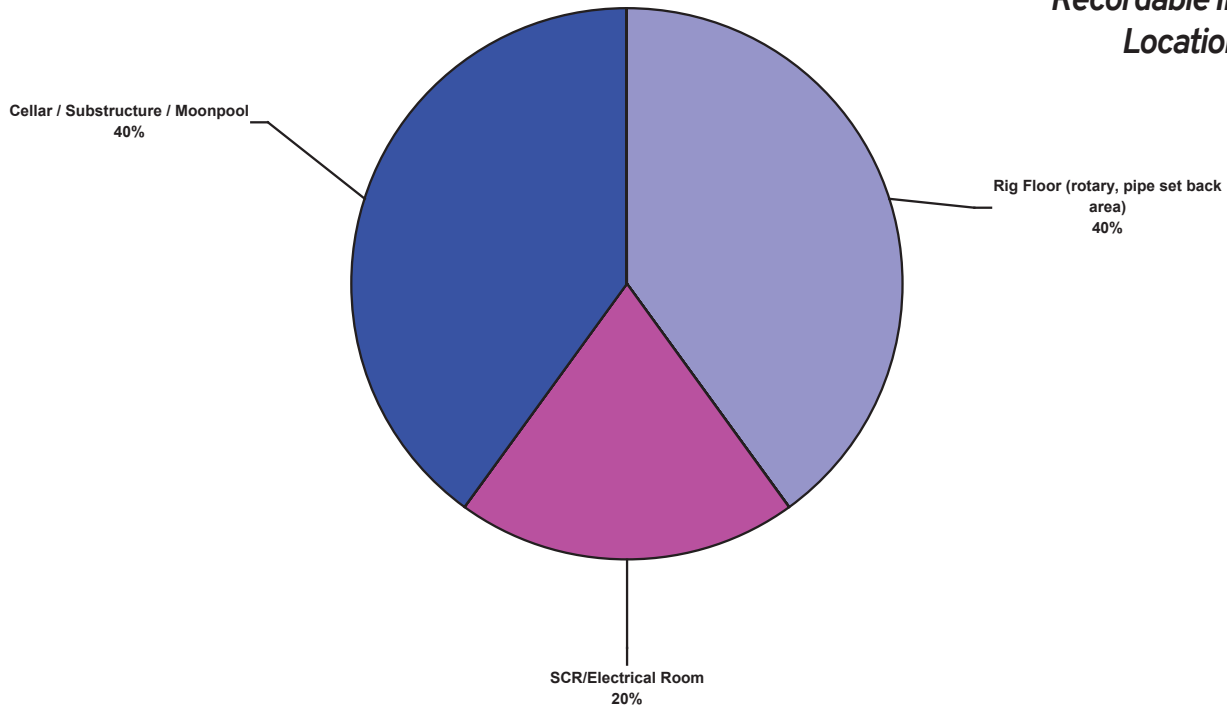
Central America & Caribbean Land Total Recordable Incidents by Operation (Chart 12)

Based on 5 Incidents



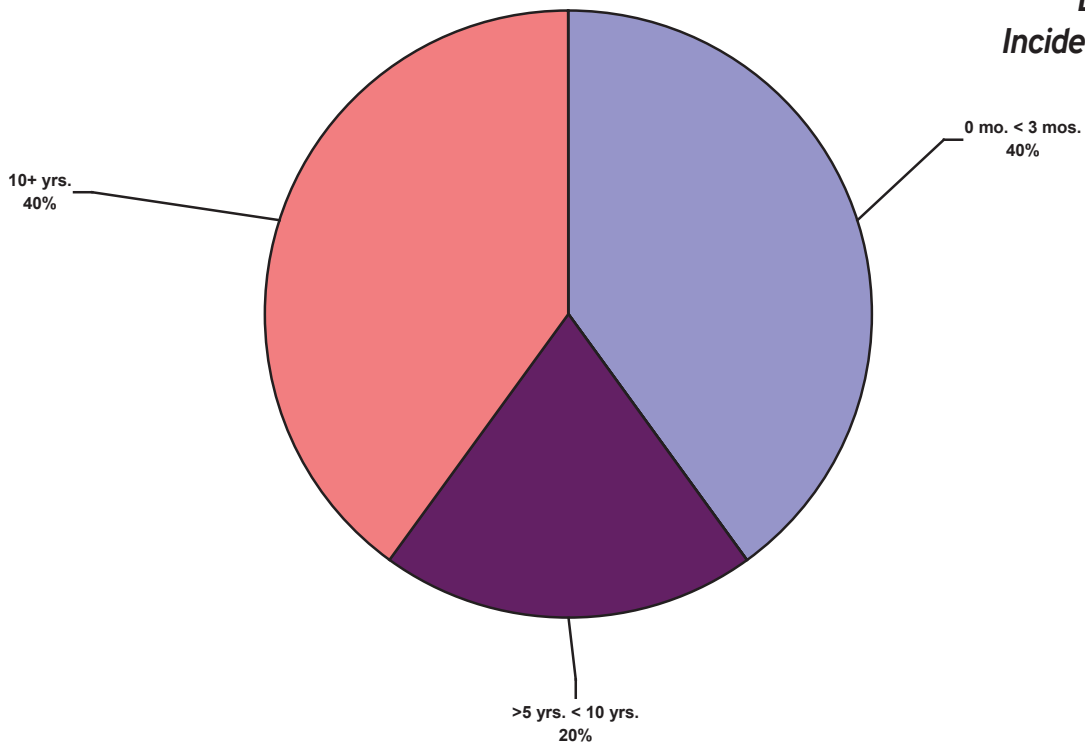
Central America & Caribbean Land Total Recordable Incidents by Location (Chart 14)

Based on 5 Incidents



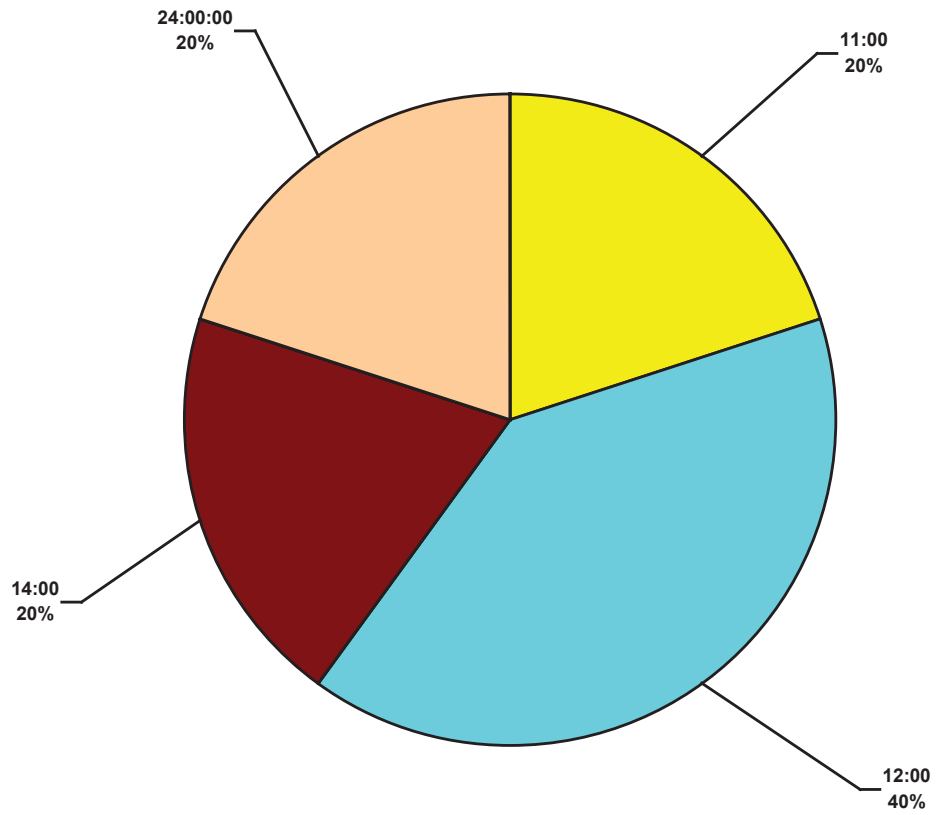
Central America & Caribbean Land Total Recordable Incidents by Time in Service (Chart 16)

Based on 5 Incidents



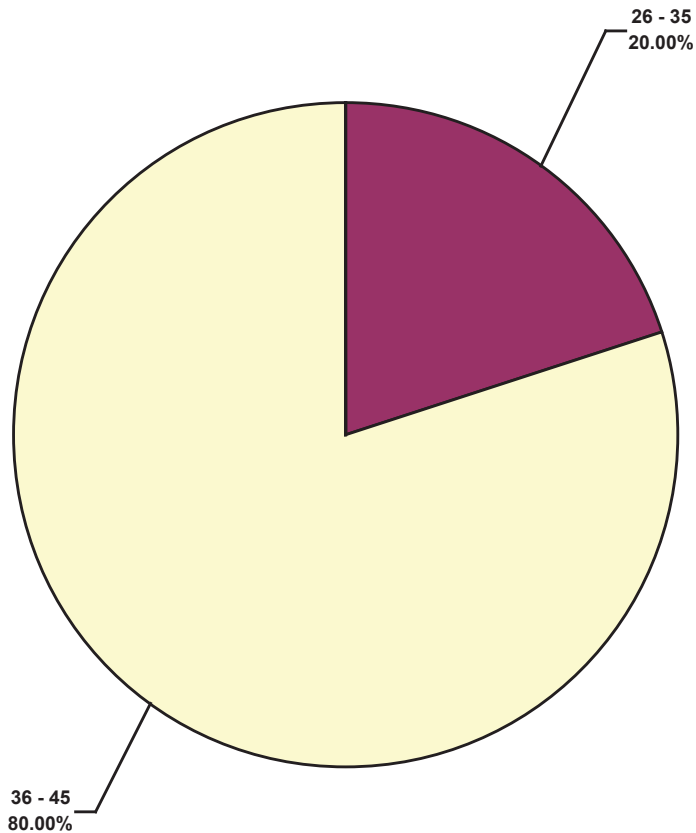
Central America & Caribbean Land Total Recordable Incidents by Time of Day (Chart 18)

Based on 5 Incidents



Central America & Caribbean Land Total Recordable Incidents by Age (Chart 20)

Based on 5 Incidents



IADC 2019 Central America & Caribbean Land Participant Detail by Category (Table 2)

MANHOURS	MTOS	RWCS	LTIS	FTLS	RCRD	LTI INCD	LTI FREQ	MTO INCD	RWD INCD	DART INCD	DART FREQ	RCRD INCD	RCRD FREQ
362553	2	0	1	0	3	0.55	2.76	1.1	0	0.55	2.76	1.65	8.27
302149	2	0	0	0	2	0	0	1.32	0	0	0	1.32	6.62
77328	0	0	0	0	0	0	0	0	0	0	0	0	0
43588	0	0	0	0	0	0	0	0	0	0	0	0	0
7836	0	0	0	0	0	0	0	0	0	0	0	0	0
6268	0	0	0	0	0	0	0	0	0	0	0	0	0
799,722.00	4	0	1	0	5	0.25	1.25	1	0	0.25	1.25	1.25	6.25